

4-H Exhibitor Guide

King County Fair

Enumclaw Expo Center, July 19 – 22, 2018



King County

WASHINGTON STATE UNIVERSITY
EXTENSION

TABLE OF CONTENTS

General Fair Rules and Information.....	1
4-H Participant Eligibility and Judging.....	2
Code of Conduct When Representing 4-H.....	3
Dress Code While Representing 4-H.....	3
Risk Management.....	3
General Requirements for Animal Departments.....	4
Cats Department.....	5
Cattle (Beef) Department.....	8
Cattle (Dairy) Department.....	10
Cavies Department.....	12
Dogs Department.....	15
Dairy, Meat, Pack and Pygmy Goats Department.....	18
Guide Dogs Department.....	21
Horses Department.....	23
Llamas and Alpacas Department.....	26
Poultry Department.....	28
Rabbits Department.....	36
Round Robin.....	38
Sheep Department.....	39
Swine Department.....	41
Wool Department.....	43
Archery Department.....	45
Arts Department.....	47
Clothing Activities Department.....	48
Educational Posters and Displays Department.....	49
Environmental Stewardship Department.....	51
Food Activities Department.....	53
Food and Nutrition Department.....	57
LEGO Brick Models Department.....	60
Mechanical Science Department.....	62
Photography Department.....	64
Plant/Soil Science Department.....	67
Public Presentations/Performing and Theatrical Arts Department.....	69
Robotics Department.....	70
Textile Arts Department.....	72
Video/Multimedia Department.....	74
4-H Youth in Action Department.....	75
Still Life Entry Tag.....	76
Still Life Entry Form.....	77
Animal Entry Form.....	78
Robotics / LEGO Scorecard.....	79
Educational Poster Entry Form.....	81

GENERAL FAIR RULES AND INFORMATION

ANY ENTRY AT FAIR IMPLIES AGREEMENT WITH ALL OF THE FOLLOWING RULES AND REQUIREMENTS.

Grounds Supervision

- The general supervision of the grounds, and the entire exhibition, are vested in Enumclaw Expo Center management. Property of the Enumclaw Expo Center may not be removed from the grounds.

Admissions and Traffic

- Please contact your Department Superintendent for authorization to drive onto the fairgrounds in the morning prior to the start of fair activities.
- Non-authorized vehicles are not allowed on the fairgrounds.

Weapons and Fireworks

- No person shall possess or discharge any firearm, bow and arrow, air or gas weapon, slingshot, fireworks or explosive at the Fair except at times and in areas specifically designated by the City and posted for such use.

Dogs and Other Pets

- No dogs or other pets are permitted at Enumclaw's Expo Center. Exception: on duty police dogs, service animals (as defined by ADA), trained animals in scheduled acts, and animals entered in competition.
- The ADA Definition of a service animal can be obtained from the Extension Office.

Advertising

- No person shall post, distribute or display signs, advertisement, circulars, printed or written matter at the Enumclaw Expo Center. This includes "FOR SALE" signs over specific exhibits or entries.

HOLD HARMLESS: The Owner/Exhibitor agrees to protect, defend, indemnify, and save harmless the Enumclaw Expo and Events Association from any and all costs, claims, judgments, and/or awards for damages, arising out of or in any way resulting from the activities associated with their entries. The Owner/Exhibitor of the exhibit(s) releases the Enumclaw Expo and Events Association from any and all liability for loss, damage, or injury to property while at Enumclaw's King County Fair. In the event the Enumclaw Expo and Events Association incurs any judgment, award and/or cost arising therefrom, including attorneys' fees to enforce the provisions of this article, all such fees, expenses, and costs shall be recoverable from the Owner/Exhibitor.

STATEMENT OF RESPONSIBILITY: 4-H exhibits are entered and displayed at the risk of the exhibitor. The Enumclaw Expo and Events Association, WSU and King County officers, agents or employees cannot accept responsibility for loss or damage due to the conditions imposed in a Fair setting, or for exhibits left after the time specified for removal. 4-H members who have exhibits of great sentimental and/or monetary value should consider whether such exhibits should be entered in the Fair.

4-H PARTICIPANT ELIGIBILITY AND JUDGING

- Participation categories for 4-H members are based on participant age as of October 1:
 - **Cloverbud:** Ages 5 through 7. No entries in any large animal projects and/or competitive activities
 - **Junior:** Ages 8 through 10.
 - **Intermediate:** Ages 11 through 13.
 - **Senior:** Ages 14 and above.
- Per Washington State 4-H Policy, cross-age competitive events are not allowed.
- Judging and awards will be on the Danish System.
- 4-H youth with special needs are encouraged to participate. The nature of the special needed will be considered by the judges with prior notification to the superintendent.

Entries and Exhibits

- Exhibit entries are limited to classes listed in the current King County 4-H Fair Exhibitor Guide.
- All 4-H still life entries, including Educational Posters/Displays, will be judged, have a blue, red or white placing indicator visible and be on display before the Fair opens to the public.
- The Superintendent, based on space available, may limit number of entries displayed.
- All exhibits **MUST** be removed from the fairgrounds on Sunday evening, July 22.

Exhibit Tags

- All entry/exhibit tag forms are available in this exhibitor guide; on pages 83 through 91.

Exhibit Score Sheets

- Score sheet used for judging should be made available to exhibitors.
- Score sheets should not be attached to entry or entry tag.

Code of Conduct When Representing 4-H

- As a 4-H member, you are expected to conduct yourself in a manner that reflects well on 4-H, your club and yourself.
- Members will demonstrate respect, consideration and courtesy to each other, all adults, all animals and the public.
- Members will respect the property, displays and equipment of others.
- Members will abide by 4-H National, State, County and King County 4-H Association rules and policies.
- Language must be appropriate. Swearing is not considered appropriate.
- Possession or use of alcohol, drugs, or any controlled substance (other than medical prescriptions) is strictly prohibited.
4-H members may not use tobacco products at any time while representing 4-H.

Dress Code While Representing 4-H

This dress code is intended to support overall goals and mission of 4-H - preparing our youth to be adults and our adults setting positive role models for our youth. Part of being an adult is to represent oneself as a professional while conducting business.

The following applies to 4-H members and volunteers at all times they are representing 4-H at any event, including when they are in any 4-H project area at the King County Fair.

All clothing shall be neat, clean, and in good repair and appearance.

Articles of clothing are prohibited which:

display gang symbols or profanity

display products/slogans promoting alcohol, drugs, violence or sex

expose bare midriffs or bare backs (including when arms are outstretched to the side at shoulder height)

expose bare chests

are transparent (see-through)

Spaghetti straps, halter tops and tube tops are prohibited. Tank tops with straps wider than one inch are permitted

No sagging pants

Shorts, skirts and dress length must be no higher than mid-thigh

Closed toed shoes/boots with heel strap or enclosed heel are required. Flip-flops are not acceptable.

Non-compliance with this dress code will result in the violator being required to leave the event.

Project/club dress codes may be more restrictive than the above, but not less.

It is hoped that parents will help set a good example for our youth by following the dress code as well.

Risk Management

Medical release forms for all participating 4-H members shall remain on the fairgrounds at all times; they should not be taken home at night.

4-H members staying overnight with other than a parent/legal guardian should have a medical release form with them at night.

Projects/clubs should have an emergency procedure plan for illness/injury/disaster that includes, if applicable, care of animals and avoiding blocking Fairgrounds entry gates where emergency vehicles could enter.

There must be an on-site responsible adult, who will know the location of medical release forms, in charge of a club at all times

General Requirements for King County 4-H Animal Departments

- Animal Project members may qualify for State Fair in Judging, Educational Display and Bowl contests without showing an animal.
- Herdsmanship at King County Fair is required.
- Fair Management/WSU Extension Educator/Superintendents reserve the right to excuse any animal that poses a threat to any person/animal. Exhibitor must provide all care and preparation of animals. Violation could result in loss of awards and State Fair participation.
- With prior approval of Superintendent and WSU Extension Educator, an animal may be removed by exhibitor due to illness/extremes of weather.
- Any animal entered in the Fair may be selected for use in a judging contest. (Judges will work with the exhibitor to reduce hardship, but no exhibitor may withhold an animal from a contest without forfeiting of ribbons.)
- Stalls and tables are to be cleaned prior to project leaving the Fair.
- Any animal with infectious or contagious diseases or Ectoparasites will be disqualified. Exhibitors should be aware that ringworm, warts, pinkeye, Scrapie, Strangles, contagious Ecthyma, scabies, lice, mites, ticks and fleas fall into these categories.
- Neither the Fair nor 4-H provides on-call veterinarians during the fair. This responsibility for veterinary care rests with the exhibitor and should be coordinated with the Superintendent.
- Failure to comply with health regulations or Veterinarians will result in immediate removal of animal and/or forfeiture of prize.
- No animal from a quarantined area or premise will be permitted to enter the Fair.
- Please remember that E. Coli 0157:H7 Infection can be transmitted by contact with animals. Children, seniors and immune impaired persons are particularly susceptible. Hand-washing facilities are available and should be used. There may be additional requirements in the interest of control of infectious and/or contagious disease, or in the interest of improving the aesthetic quality of each animal exhibit. Emergency orders, which change any requirements, shall take precedence over those printed herein.
- It is strongly recommended that cattle be vaccinated in the current show year against respiratory disease.

Animal Health and the Use of Illegal Substances

The use of illegal drugs and/or the improper use of animal health products or foreign substances will not be tolerated in the Washington State 4-H Youth Development Program, or at the Fair.

Extension personnel, 4-H volunteers, families, youth, exhibitors, and fair/show officials have a legal and moral obligation not to misuse these products, have the responsibility to tell others not to use these substances, and to report those who use any illegal substances. The administration of any drug or medication that could affect an animal's performance resulting in an unfair advantage or the disposition of the animal is not allowed.

King County Fair will fully adhere to this policy.

Revised 3-2018

Superintendent	Nancy Stewart – nancygs122047@comcast.net
Assistant Superintendent	Caroline Vadino – cavdino@comcast.net
Per State Policy EM0758E	Animals must have been under the care of 4-H member for sixty (60) days prior to the fair
Entry Open To	King County 4-H members enrolled in Cat Project
Herdsmanship	Must be done to qualify for State Fair
Fitting & Showing	Must be done to qualify for State Fair
Entry Form Due	To Asst. Superintendent by July 1, 2018 - Contact cavdino@comcast.net for Form
Area Set Up Time(s)	Saturday, July 14, 2018 - 9:00 am until done
Entries Due	Applies to Art and Crafts/Photography/Toys – July 19, 2018 9:30 am
Vet Check	Thursday, July 19, 2018 8:30 am - 9:30 am
Educational Posters	See Education Display Department Due to 4-H Office before June 1, 2018
Exhibit Release Time	Sunday July 22, 2018 (End of the Fair Day) Following Clean-up.

- All cats entered must be benched during published exhibit times and members must participate in herdsmanship as outlined by the Superintendent/clubs. Upon closing, all members and cats must be signed out by the Superintendent. Failure to comply with any of the above will result in loss of ribbons and State Fair attendance.
- All cats entered must be healthy, free of fleas and ear mites, have their claws clipped and have current FVR-CP and Rabies vaccinations. Proof of vaccine is required. No visibly pregnant cats may be entered.
- Limit of two (2) cats per member. Kittens for show must be at least four (4) months old, but less than eight (8) months old.
- All cages must be covered on the floor, back and sides, unless weather dictates otherwise. Provided cage size is approximately 45" x 21" x 21." Exhibitors must provide litter pan, litter, food and water dishes.
- The exhibitor must do all grooming, preparation and exhibiting.
- Cats must be removed from the building each night.
- Please notify Superintendent of any cancellations prior to fair.
- Members that choose to participate only in written and oral exams will be eligible for State Fair only if they follow the herdsmanship guidelines.

Classes 1 - 9, 12, and 14A and C are State Fair Qualifying classes.

Class 1: Fitting & Showing - See Round Robin Department.
Premium Points, Class 1: Blue 75 Red 55 White 40
 Lot A - Junior
 Lot B - Intermediate
 Lot C - Senior
 Lot D - Primary

Premium Points, Classes 2 - 8: Blue 20 Red 15 White 11

Lots for Classes 2 - 8:

Lot A - Male
 Lot B - Female

Please list cat's name after Class description on entry form

Class 2: Kitten HHP Shorthair
Class 3: Kitten HHP Longhair
Class 4: Kitten Purebred
Class 5: HHP Shorthair
Class 6: HHP Longhair
Class 7: Purebred Shorthair
Class 8: Purebred Longhair

Premium Points, Class 9: Blue 30 Red 23 White 17
Premium Points, Classes 10 - 14: Blue 20 Red 15 White 11

Lots for Class 9 - 13:

Lot A - Junior
 Lot B - Intermediate
 Lot C - Senior
 Lot D - Cloverbud

Class 9: Judging
Class 10: Knowledge
Class 11: Written Test

All members are automatically entered in Judging, Knowledge and Written Test.
 Cloverbud and Junior- will perform written reason for Judging Seniors and
 Intermediates- will perform oral reasoning for Judging

Class 12: Cat Bowl

Cat Bowl teams will be formed during fair.
 All teams will be assigned to promote fun & learning.

Class 13: Cage Decoration

Include a 4x6 cage information card stating:

- Theme name/Cage Title
- Anything of interest the 4-H member would like to point out
- How the 4-H member made or decorated cage items. Cage information card should present information that answers questions about "how" a particular item was made/constructed by the 4-H member.
- Cage information card should be separate from any biography write-up, as it is more "technical" in nature as to "how I made it" versus "who I am."

Class 14: Cat Arts & Crafts

Lot A – Toys
 Lot B - Photo Story Board (maximum size 14"x22").
 A mounted (no frames) series of photos with captions telling a story.
 Lot C - Other

State Fair Qualification for Animal Department Arts and Crafts/Photography

Blue ribbon exhibits that meet the criteria for any of the following four Lots will qualify for State Fair and can be entered in Still Life Class 50 ONLY. Please refer to the current-year State Fair Premium Book for more information.

State Fair Still Life Department- CLASS 50- HANDMADE 4-H PROJECT EQUIPMENT

Lot A - Hand Sewn item to be used in conjunction with another 4-H project,

Lot B - Handmade Wooden Item to be used in conjunction with another 4-H project

Lot C - Handmade Metal Item to be used in conjunction with another 4-H project

Lot D - Handmade Craft Item to be used in conjunction with another 4-H project

Class 15: Costume – No Premium Points Awarded.

Class 16: 4-H Youth in Action -See 4-H Youth in Action Dept.

Class 17: “Display Cat”

4-H members may enter one additional cat for display, as long as they meet the same criteria required for all other cats. Display cats **MUST** be adult cat; no kittens are allowed in the display category. A cage will be provided. You must bring your own decorations. There will be no judging for these cats or their decorations but herdsmanship will be required. You must send in a complete description of the cat.

Revised 3-2018

Superintendent	Contact: Anita Mastin – amastin253@gmail.com
Assistant Superintendent	
Per State Policy EM0758E	Animal(s) must have been under the care of the 4-H member since April of 2018 or since birth.
Entry Open To	King County 4-H members
Herdsmanship	Must be done to qualify for State Fair
Fitting and Showing	Must be done to qualify for State Fair
Entry Form Due	Due to the Cattle Superintendent by June 1, 2018
Barn Setup	Saturday, July 14, 2018, 9:00 am until done
Craft Entries Due	This will be due to still life (see dates due)
Vet Check	Thursday, July 19, 2018, 8:00 - 10:00 am
Educational Posters	See Educational Display Department
Bedding Fee	
Exhibit Release Time	Sunday July 22, 2018 (End of the Fair Day) Barn needs to be clean of all stall waste and stall panel need to be put away.

- One member may make no more than two entries in any single lot.
- An individual animal may be shown in only one lot.
- No cattle will be permitted into show with horns over ½ inches long unless specified by breed standards.
- Horns must have horn protectors on at all times, except in show ring.
- Any animal that is 7/8ths or more of a particular breed must be shown as purebred.
- Any animal that is less than 7/8ths of a particular breed must be shown as crossbred.

Premium Points, Classes 1 - 8: Blue 75**Red 55****White 40****Lots for Classes 1 - 6:**

Lot A - Junior Heifer Calf (Calved between January 1 and March 31 of the current year)

Lot B - Senior Heifer Calf (Calved between September 1 and December 31 of the previous year)

Lot C - Summer Yearling Heifer (Calved between May 1 and August 31 of the previous year)

Lot D - Junior Yearling Heifer (Calved between January 1 and April 30 of the previous year)

Lot E - Spring Yearling Heifer (Calved between May 1 and August 31 of the previous year)

Lot F - Senior Yearling Heifer (Calved between September 1 and December 31, two years)

previous)

Lot G - Heifer Grand Championship (1st and 2nd place winners of lots A- F)

Lot H - Cow and Calf (Calf born after January 1 of the current year)

Bull calves must be less than six (6) months old. Show by class. No Grand Champion awarded.

Lot I - Cow without Calf/Open Heifer (Born before August 31, two years previous)

Show by class. No Grand Champion awarded. Not eligible for State Fair.

Class 1: Angus - Females

Class 2: Hereford – Females

Class 3: Simmental - Females

Class 4: Limousin - Females

Class 5: All other breeds – Female

Any breed with more than three (3) entries in one lot may have a separate breed division created by Superintendent.

Class 6: Beef Crossbred- Females

Class 7: Beef Steers

Lot A - Heavy Feeder Steer (Over 850 lbs.)

Lot B - Medium Feeder Steer (550 to 850 lbs.)

Lot C - Light Feeder Steer (250 to 550 lbs.)

Lot D - Beef Steer Grand Champion (1st and 2nd place winners of lots A-C)

Class 8: Fitting and Showing

Lot A: Junior

Lot B: Intermediate

Lot C: Senior

Class 9: Club Herd

A Club Herd shall consist of four animals of the same breed exhibited by members of the same club. The same member may own only two animals of the same breed. A club may only enter one of herd each breed. Club Herd rosettes will be awarded for the first three herds of each breed.

Class 10: 4-H Youth in Action - See 4-H Youth in Action Department.

Revised 3-2018

Superintendent	Anita Mastin – amastin253@gmail.com
Assistant Superintendent	
Per State Policy EM0758E	Animal(s) must have been under the care of the 4-H member since April of 2018 or since birth.
Entry Open To	King County 4-H members
Herdsmanship	Must be done to qualify for State Fair
Fitting and Showing	Must be done to qualify for State Fair
Entry Form Due	Due to the Cattle Superintendent by June 1, 2018
Barn Setup	Saturday, July 14, 2018, 9:00 am until done
Craft Entries Due	This will be due to still life (see dates due)
Entries Due	This will be due to still life (see dates due)
Vet Check	Thursday, July 19, 2018 8:00 -10:00 am
Educational Posters	See Educational Display Department
Bedding Fee	.
Exhibit Release Time	Sunday, July 22, 2018 (End of the Fair Day) Barn needs to be clean of all stall waste and stall panel need to be put away.

- One member is allowed no more than two entries in any one lot.
- No cattle will be permitted into show with horns over 1% inches long unless specified by breed standards.
- Horns must have horn protectors on at all times, except in show ring.

Premium Points, Classes 1 - 7: Blue 75**Red 55****White 40****Lots for Classes 1 - 7:**

Lot A - Junior Heifer Calves (Born after March 1, current year & over 4 months old)

Lot B - Intermediate Heifer Calves (Born December 1, prior year - February 29, current year)

Lot C - Senior Heifer Calves (Born September 1 - November 1, previous year)

Lot D - Summer Yearling Heifers (Born June 1 - August 31, previous year)

Lot E - Junior Yearling Heifers (Born March 1 - May 31, previous year)

Lot F - Winter Yearling Heifers (Born December 1, two years previous - February 28, previous year)

Lot G - Senior Yearling Heifers (Born September 1 - November 30, two years previous)

(Note: Sr. Yearling Heifers that have freshened will show in Lot I)

Lot H - Junior Champion – Top Blue from Lots A – G are eligible (Rosettes)

Lot I - Unfreshened 2 Year Old

Lot J – Cows - 2 years and under 3 (Born September 1, three years previous - August 31, two years previous)

Lot K – Cows - 3 years and under 4 (Born September 1, four years previous - August 31, three years previous)

Lot L – Cows - 4 years and under 5 (Born September 1, five years previous - August 31, four years previous)

Lot M - Cows - 5 years and over (Born before September 1, five years previous)

Lot N - Senior Champion - Top Blue from Lots I - M are eligible (Rosettes)Lot O - Grand Champion - Chosen from Junior and Senior Champions (Rosettes)

- Class 1:** Jersey
Class 2: Guernsey
Class 3: Holstein
Class 4: Ayrshire
Class 5: Brown Swiss
Class 6: Milking - Shorthorn
Class 7: Other



Class 8: Club Herd

No pre-entry required. Ribbons awarded, but no Premium Points. A Club Herd shall consist of four animals of the same breed exhibited by members of the same club. The same exhibitor may own only two of the entered animals. A club may enter only one herd of each breed.

Class 9: Fitting and Showing

Premium Points, Classes 9, 11: Blue 75 Red 55 White 40

All breeds will compete together in Fitting and Showing Classes.

- Lot A - Junior
- Lot B - Intermediate
- Lot C - Senior

Class 11: Dairy Bowl

- Lot A - Junior
- Lot B - Intermediate
- Lot C - Senior

Club teams will compete in each age division. Teams will consist of 3 members and members may compete on only one team. Juniors and intermediates may be on Senior teams providing 2 Senior members are on the team. Juniors may be on Intermediate team providing 2 Intermediate members are on the team.

- Lot A - Junior
- Lot B - Intermediate
- Lot C - Senior

Class 13: 4-H Youth in Action - See 4-H Youth in Action Department.

Revised 3-2018

Superintendent	Ashleigh Stouffer – Ashleighx4@comcast.net
Assistant Superintendent	
Per State Policy EM0785E	Animals must have been under the care of 4-H member since June 1, 2018.
Entry Open To	King County 4-H members enrolled in Cavy Project.
Herdsmanship	Must be done to receive awards and to qualify for State Fair.
Fitting & Showing	Must be done to qualify for State Fair.
Entry Form Due	To King County 4-H Office by July 2, 2018.
Health Check	Thursday, July 19, 2018, 9:00 am - 11:00 am.
Barn meetings	There will be a barn meeting every morning at 9:30 am
Educational Posters	See Educational Display Department
Exhibit Release Time	Sunday, July 22, 2018, following clean-up. Barn closes at 6:00 pm.

- Each club is responsible for sending a representative to the daily 9:30 am barn meetings and relaying information to other club members. Clubs are responsible for ensuring that their members adhere to barn herdsmanship requirements and agreements.
- Families (parents and children) who do not fulfill their herdsmanship responsibilities may forfeit awards.
- Cavies will exhibit Thursday, July 19, 2018, to Sunday, July 22, 2018.
- Incomplete entry forms will be returned to club leaders.
- Every club is responsible for removing their items and helping with cleanup of the barn.
- A separate entry form must be used for each member. Members may enter in both Rabbits and Cavies but must use separate forms.
- Entries for the sow and litter competition qualify as one entry.
- Sows must have a minimum of two (2) pups to qualify for sow and litter.
- Sows entered in this competition are not allowed to compete in other type competitions.
- Pups must be 2-3 weeks old at the time of fair and must not have been previously weaned.
- Animals entered in Breeder's Choice Competition must have been bred and raised by the exhibitor.
- Members entering Breed Class must show in Fitting and Showing class.
- Your Fitting and Showing animal must be entered in breed class and be part of the exhibitor's project. Pet class is available for cross breeds and cavies that don't meet their breed type.
- A cavy project member who does not have a cavy in the Fair can still participate in the Judging Contest, Cavy Bowl, and/or Cavy Breed ID.
- Animals will be inspected before caging. Cavies exhibiting signs of mites, lice, colds, or other infectious diseases will not be caged and must be removed from the fairgrounds without delay. Cavies must have ear tags prior to health check.
- Clubs need to use removable skirting for decoration.
- Exhibitors are required to bring bowls and water bottles for feeding and watering their animals.
- Animals will be disqualified from type competition by the judge if they meet any of the disqualifications as listed in the ARBA Standard of Perfection, with the exception of pet class.

- It is the responsibility of the exhibitor or a youth member of your club to see that your cavy gets to the judging table when its Class is called. Parents and other adults are not to handle exhibitor animals unless there is an emergency.
- Breeding or selling of cavies during the fair will result in forfeiture of awards and State Fair Qualification.

Classes 1 - 9. Cavy Type Competition- List Breed, Variety, and ear tag in description

Premium Points, Classes 1 - 10:	Blue 20	Red 15	White 11
Premium Points, Class 11:	Blue 75	Red 55	White 40
Premium Points, Class 12:	Blue 30	Red 23	White 17
Premium Points, Classes 13 - 15:	Blue 20	Red 15	White 11

(State Fair Qualifying Event)

Lots for Classes 1 - 9:

- Lot A - Senior Boar
- Lot B - Intermediate Boar
- Lot C - Junior Boar
- Lot D - Senior Sow
- Lot E - Intermediate Sow
- Lot F - Junior Sow

- Class 1:** Abyssinian/Abyssinian Satin
- Class 2:** American/American Satin
- Class 3:** Peruvian/Peruvian Satin
- Class 4:** Silkie/Silkie Satin
- Class 5:** Teddy/Teddy Satin
- Class 6:** Coronet/Texel
- Class 7:** White Crested
- Class 8:** Pet Class (*use the words' Pet Class' for breed and variety*)
- Class 9:** Breeder's Choice Type Competition

Lots for Classes 10 – 15:

- Lot A - Junior
- Lot B - Intermediate
- Lot C - Senior

- Class 10:** Sow and Litter Competition
- Class 11:** Cavy Fitting & Showing
(State Fair Qualifying Event) See Round Robin Department
- Class 12:** Cavy Judging Contest
(State Fair Qualifying Event)
- Class 13:** Cavy Breed ID
(State Fair Qualifying Event)
- Class 14:** Cavy Bowl
An oral quiz played like a game using a buzzer system.
- Class 15:** Cavy Agility
- Class 16:** Cloverbud 4-H – No Premium Points Awarded
 - Lot A - Fitting and Showing
 - Lot B - Judging Contest
 - Lot C - Cavy Bowl

Lot D - Cavy Breed ID

Lot E - Cavy Type

***Educational Display-** *See Educational Display Department 20 for information*

***4-H Youth in Action-** *See 4-H Youth in Action Department*

Revised 2-2018

Superintendent	Anne-Lise Nilsen (SPP) – al12nilsen@comcast.net
Show Secretary	Cheryl Dunning – nwdunnings@msn.com
Project Leaders	Carol Nilsen – Carol-ALS@comcast.net Theresa Mueller – jt_mueller@msn.com
Per State Policy EM0758E	Animal(s) must have been under the care of 4-H member for 60 days before July 13, 2018
Entry Open To	King County 4-H Dog Project members. Other Counties per okay by superintendent. All dogs entered must have taken the Canine Good Citizen Test by July 1, 2018.
Herdsmanship	Must be done to qualify for State Fair.
Showmanship	Must be done to qualify for State Fair (Exhibitors not showing dogs can skip this.)
Entry Form Due	May 28, 2018
Area Set Up Time(s)	July 18, 2018 – 9:00 am until done
Vet Check – Required	July 19-21, 2018 9:30 am
Educational Poster Due	May Leaders Meeting.
Exhibit Release Time	8:00 pm Thursday – Saturday; 6:00 pm Sunday

- **Members need to be at July 19 – 22 event by 9:00 am each day. This event is required to attend the state fair. Set-up will be July 19, 2018, 9:00 am until finished. Each club will be assigned duties that must be completed by a certain time.**
- This show will follow the State Dog Guidelines EM 4796, unless otherwise noted herein.
- All members showing dogs must enter Showmanship and Obedience.
- Classes may be combined at the Superintendent's discretion.
- Showmanship Class Champions and Reserve Champions must have earned a blue ribbon, similar to State Fair.
Obedience Class Champions and Reserve Champions must have earned an obedience score that qualifies for State Fair.
- Limit of two dogs per member (entries may be limited at Superintendent's discretion). Each of the two dogs will be designated as Primary or Secondary on the entry form. The primary dog must be entered in Obedience before any other dog may be entered in Obedience.
- Exhibitors must provide a valid rabies certificate, which is signed by their veterinarian or copies of same, for dog(s) they are showing.
- All dogs will be required to do on-site vet inspection and must be recognized as part of the member's project. If a project dog is injured or ill, another dog may be substituted only with the Superintendent's prior permission. Bitches in season **MUST** be cleared by the Superintendent prior to daily events and all sanitation rules must be followed.
- Each exhibitor is responsible for cleaning up their dog's manure at all times including in the exercise/potty ring. Failure to comply will be cause for loss of ribbons.
- No dog may leave the dog area for any reason without the Superintendent's permission. Failure to comply will be cause for loss of ribbons.

All members will be judged according to 4-H groups:

- Lot A – Junior**
- Lot B – Intermediate**
- Lot C – Senior**
- Lot D – Cloverbuds**

* Cloverbud members can enter Showmanship, Tricks, and Educational Poster classes, but will not be judged.

SHOWMANSHIP - Leaders are encouraged to place highly qualified member in higher-level classes.

Premium Points, Classes 1 - 3: Blue 75 Red 55 White 40

- Class 1:** **Level 1 Showmanship 1st Year** - Open to 1st year exhibitors only.
- Class 2:** **Level 2 Showmanship** - Any exhibitor, 2nd year and above, who has not won a Champion or Reserve Champion placing at County or State fair in their current age group.
- Class 3:** **Level 3 Showmanship Specials** - Any exhibitor who has won a Champion or Reserve Champion placing at a County or State fair in their current age group or is in Open AKC Junior handling.

INDIVIDUAL OBEDIENCE - One dog may be entered in no more than two (2) neighboring classes. If exhibiting two dogs, each dog may be entered in one (1) class each. Except as noted, each class is open to any exhibitor whose dog has not received a blue ribbon score in that class or higher at State Fair. Leaders are encouraged to place highly qualified dogs into higher-level classes.

- Premium Points, Classes 4 - 24: Blue 40 Red 30 White 22**
- Class 4:** **Beginner Obedience** – 1st year dog or exhibitor. Not a State Qualifying Event.
- Class 5:** **Sub Novice**
- Class 6:** **Beginner Novice**
- Class 7:** **Pre Novice**
- Class 8:** **Novice**
- Class 9:** **Advanced Novice**
- Class 10:** **Graduate Novice**
- Class 11:** **Pre Open**
- Class 12:** **Open**
- Class 13:** **Graduate Open**
- Class 14:** **Pre Utility**
- Class 15:** **Utility**
- Class 16:** **Versatility**
- Class 17:** **Veterans/Modified**

MISCELLANEOUS DOG CLASSES

Brace: One handler with two dogs, one of which must be the handler's project dog. Enter at the level of the lowest dog. At least one dog of a brace must be entered in showmanship and obedience. A dog may be entered in only one brace class.

- Class 18:** **Sub Novice Brace**
- Class 19:** **Novice Brace**

Class 20: Advanced Novice Brace

Team: Four handlers and four dogs. Exhibitors must use their own project dogs. Each dog and/or handler can be entered in only one team. Teams will be determined by the age of the competitors (they will all be the same age group, e.g. Junior) and the lowest obedience level of the dog. Exhibitors may also enter individually. Exhibitors will be grouped into teams by the Superintendent if needed.

Class 21: Sub Novice Team**Class 22: Novice Team****Class 23: Advanced Novice Team**

Performance Dog Sport Exhibition: Non-State Qualifying performance dog sport exhibition class will be held on Sunday at the Fair. Each exhibitor is encouraged to participate in our event. There will be instruction on learning how to participate in a dog sport (example: Rally Obedience or Nose Works). Exhibitors must use their primary or secondary dog, and may be limited to one dog per superintendent's discretion. This is not a competition, and no premium points will be awarded.

Class 24: Dog Sport Exhibition**Class 25: Tricks - Not at State Qualifying Event. No Premium Points Awarded.**

NON-DOG ACTIVITIES - Need not have a dog entered to compete, but must be entered in the Dog Project.

Class 26: Educational Poster – Mandatory to participate in county fair and state fair.

Premium Points, Classes 29 - 31: Blue 30 Red 23 White 17

Class 27: Dog Bowl – Teams of four members each compete by answering 4-H dog questions in a game-show manner.**Class 28: Judging Contest – Each member judges 4 entries explaining how they chose places and takes a written dog breed & anatomy quiz.****Class 29: 4-H Youth in Action – Not judged; Participation ribbon only.**

Shop Projects can be entered the appropriate 4-H project* (e.g., Photography, Sewing, etc.) in the Activity Barn to qualify for State Fair under that project. Exhibitors would need to do one hour of herdsmanship in the Activity Barn. If a member makes something and can't find a class to enter, contact Nancy Baskett (nbaskett@wsu.edu or 253-224-2884) for help.

* Members must be enrolled in the 4-H project(s) to enter.

<https://pubs.wsu.edu/ItemDetail.aspx?ProductID=14020>

Dog-related entries in the Activity Barn can be announced during Dog Project Awards.

Member-made, dog-related items can be displayed in the Dog Barn. These items will get a participation award and won't be judged.

NOTE: State Fair offers a class where members can enter member-made, dog-related items. See State Fair Exhibitor Guide CLASS 50 HANDMADE 4-H PROJECT EQUIPMENT under STILL LIFE EXHIBITS for details.

<http://4h.wsu.edu/statefair/premium.htm>

Dairy, Meat, Pack and Pygmy Goat Department

KCF 2018

4-H Exhibitor Guide

Revised 2-2018

Superintendent	Judy Bevaart – blossomthyme@comcast.net 360-829-2932/253-370-8049
Assistant Superintendent	
Per State Policy EM0758E	Animal(s) must have been under the care of 4-H member minimum 60 days or since birth
Entry Open To	4-H members of King County
Herdsmanship	Must be done to qualify for State Fair
Fitting & Showing	Must be done to qualify for State Fair
Entry Form Due	Contact Superintendent for form
Area Set Up Time(s)	To be determined
Bedding	To be determined
Vet Check	Contact Superintendent
Educational Posters	See Educational Display Department 20 Due to 4-H office by June 1, 2018
Exhibit Release Time	Sunday, July 22, 2018, 6:00 p.m., classes are completed, barn and stalls are clean and checked by Superintendent

Contact superintendent for information on this department.
All Goats will show

- No horns will be allowed on any goat, babies, or exotic breeds unless breed or use (pack goats) specifies otherwise. Approved horn protection to be used. Goats to be tattooed or Scrapie-tagged for identification. Homed goats may not be eligible for State Fair. See State Fair book for regulations.
- Dry Doe over two years: Open to any doe that did not freshen in time for County Fair, but will freshen before State Fair (attach breeder's certificate), or has previously freshened (a) does that have been bred that did not conceive (attach breeder's certificate); (b) an animal that cannot be bred because of family decision. Only does that are fresh or have previously been fresh are eligible for State Fair.
- All exhibitors must show their own animals. If two or more goats are in the same class, you may ask another enrolled exhibitor to show one of your goats.

No cross entry between classes 2-13 (i.e. a goat may be entered in only one of these classes).

Class 1: Fitting & Showing (State Fair Qualifying Class)

Premium Points, Class 1: Blue 75

Red 55

White 40

Lot A - Junior

Lot B - Intermediate

Lot C - Senior

Dairy, Meat, Pack and Pygmy Goat Department

KCF 2018

4-H Exhibitor Guide

Goat Type Classes

State Fair Qualifying Classes

Premium Points, Classes 2 - 13: Blue 55

Red 40

White 30

2: Alpine	3: Nubian	4: Saanen	5: Toggenburg
6: La Mancha	7: Oberhasli	8: Record Grades/Crossbred	9: Nigerian Dwarfs
10: Pygmy Goat	11: Pack Goat	12: Meat Goat (breeding stock)	13: Market Goat

Lots for **Classes 2 through 9** - Dairy Goats (Age as of Thursday, July 19, 2018)

A - Junior Doelings - April kids and later	F - Does - yearling Milker
B - Intermediate Doelings - March kids	G - Does - 2 year old Milker
C - Senior Doelings - January/February kids	H - Does - 3 year old Milker
D - Junior Yearlings Born between July 18, 2015 & January 1, 2018	I - Does - 4 year old Milker
E - Yearling Does Between 1 and 2 years, unfreshened	J - Does - 5 and over Milkers
	K - Wethers Any age - Not eligible for State Fair

One Champion and one Reserve Champion will be selected from Lots A - E.

One Champion and one Reserve Champion will be selected from Lots F - J

One Best in Show will be selected from each Breed Champion in both the Junior and Senior Division.

One "Best Doe in Show" will be selected from the Best Junior Doe and Best Senior Doe winners.

Lots for **Class 10** - Pygmy Goats (Age as of Thursday, July 19, 2018)

A - Junior Doelings (Under 3 months)	G - Does (2 years old, everfresh)
B - Intermediate Doelings (3 to 6 months)	H - Does (3 and 4 years, everfresh)
C - Senior Doelings (6 to 12 months)	I - Does (5 and over, everfresh)
D - Junior Yearling Does (1 and under 2 years, never freshened)	Wethers
E - Does over 2 years, never freshened	J - Wethers (under 1 year)
F - Does (1 and under 2 years, 1st freshened)	K - Wethers (2 year olds)
	L - Wethers (3 years and over)

One Champion, and 1 Reserve Champion, will be selected from Lots A - E.

One Champion, and 1 Reserve Champion, will be selected from Lots F - I.

One "Best Doe in Show" selected from Champion Does.

One Champion, and 1 Reserve Champion, will be selected from Lots J - L.

Lots for **Class 11** - Pack Goats (Age as of Thursday, July 19, 2018)

A - Wethers (Under 1 year of age)	E - Does (Under 1 year of age)
B - Wethers (1 years & under 2)	F - Does (1 years & under 2)
C - Wethers (2 years & under 3)	G - Does (2 years & under 3)
D - Wethers (3 years & over)	H - Does (3 years & over)

One Champion, and one Reserve Champion, will be selected from Lots A - D

One Champion, and one Reserve Champion, will be selected from Lots E - H.

One "Best Pack Goat" selected from Champions.

Dairy, Meat, Pack and Pygmy Goat Department

KCF 2018

4-H Exhibitor Guide

Lots for **Class 12 - Meat Goats-Breeding Stock** (Age as of Thursday, July 19, 2018)

Boer (Purebred and Fullblood) and Percentage Boer, Dairy/Meat Crossbred
(to be judged separately)

A - Does under 3 months	F - Does 1 to 2 years, ever freshened
B - Does 3 to 6 months	G - Does 2 to 3 years, ever freshened
C - Does 6 to 9 months	H - Does 3 to 5 years, ever freshened
D - Does 9 to 12months	I - Does 5 years and over, ever freshened
E - Does 12 to 24 months, never freshened	

One Champion and one Reserve Champion will be selected from Lots A - E.
 One Champion and one Reserve Champion will be selected from Lots F - I.
 One "Best Meat Goat" selected from Champions.

Lots for Class 13 - Market Goats

All breeds judged together; class to include both Does and Wethers

A - Grower Market Goat, under 65 lbs.	D - Medium Weight Market Goat, 105 to125 lbs.
B - Lightweight Market Goat, 65 to 85 lbs.	E - Heavyweight Market Goats, over 125 lbs.
C - Medium Lightweight Market Goats, 85 to 105 lbs.	

One Champion and one Reserve Champion will be selected from Lots A - E

Class 14: Judging –

Premium Points, Class 14: Blue 30 Red 23 White 17

To be held prior to fair.

Contact Superintendent for details - State Fair Qualifying Class

Class 15: 4-H Youth in Action - See 4-H Youth in Action Department.

Revised 3-2018

Superintendent	Char Phillips – charlotte.phillips@comcast.net
Assistant Superintendent	
Entry Open To	King, Snohomish and Kitsap County 4-H and FFA Members
Herdsmanship	Must be done to receive awards
Fitting and Showing	Must be done to <u>qualify for awards</u>
Entry Form Due	June 1, 2018 – send to your Superintendent
Wellness Check	Contact your Superintendent for details
Educational Posters	See Education Display, Department 20
Exhibit Time	Guide Dogs will exhibit on Thursday, July 19, 2018

- Limit of one (1) dog per member. (Exception at discretion of Superintendent.) All classes must be pre-entered.
 Include pup's name, breed and whelp date on entry form. Guide Dog Pups must be at least twenty (20) weeks old. (Exception made at discretion of Superintendent.)
- If member's puppy is ill or comes in season prior to the Fair, then another Guide Dog puppy or Dog puppy may be substituted or shared. Females in season are not allowed at the Fair.
- Puppies being co-raised by two members will be shown in all classes by both members.
- Each exhibitor is responsible for cleaning up their own pup's manure when walking to and from the tent, on the Fairgrounds, in the exercise pen and anywhere else that they might have an accident.
- Guide Dog puppies will wear their coats when walking on the Fairgrounds.
- All classes will be divided by age of the puppies or age of exhibitor.

Class 1: Guide Dog Control Training
Premium Points, Class 1: Blue 40 Red 30 White 22
 Lot A – Control

Class 2: Guide Dog Evaluation Course
Premium Points, Class 2: Blue 40 Red 30 White 22
 Lot A - Evaluation

Class 3: Fitting and Showing
Premium Points, Class 3: Blue 75 Red 55 White 40
 Lot A - Junior
 Lot B - Intermediate
 Lot C - Senior

Premium Points, Classes 4 - 6: Blue 30 Red 23 White 17

Class 4: Guide Dog Bowl
 Teams of three must include a Junior, Intermediate, and Senior. Team members do not have to be in the same club. Teams sign up at the Fair. Rules and questions are available to each club before the Fair, upon request.

Class 5: Guide Dog Judging

Class 6: Shop Projects

Shop project must pertain to dogs or some aspect of Guide Dogs.
All projects must have been made by the member and include a card explaining the purpose or use of the project and what was learned while doing the project. Briefly explain how project was made.

Class 7: Educational Display – No Premium Points Awarded.

Class 8: 4-H Youth in Action - See 4-H Youth in Action Department.

Revised 3-2018

Superintendent	Lori Glasgow – lori75@outlook.com
Assistant Superintendent	Kari Ward – kariward04@gmail.com
Per State Policy EM0758E	Animals must have been under the care of 4-H member for 90 days before the event. Horse certificates to be on file with Permanent Number Chairperson by April 1, 2018.
Entry Open To	King County 4-H members
Herdsmanship	Must be done to qualify for State Fair
Showmanship	Must be done to qualify for State Fair
Entry Form Due	Due to Horse Superintendent by May 17, 2018 for all classes except Class 4. Entry Forms for class 4 should accompany the contest entry. Contact Superintendent for form.
Area Set Up Time(s)	See schedule below
Vet Check	See schedule below
Bedding	All exhibitors are required to provide their own bedding. (Shavings or stall pellet bedding) NO STRAW AND NO UNBEDDED STALLS
Educational Posters	See Educational Display Department, Due May 17, 2018 (Horse Leader's Meeting)
Exhibit Release Time	See schedule below

Schedule

Saturday	July	14	10:00 am – 4:00 pm	Clubs may decorate stalls
Sunday	July	15	5:00 pm – 6:00 pm	<u>Dressage/Over Fences Driving/In Hand</u> Vet, Helmet, Boot Check
Monday	July	16	8:00 am Start	Showmanship/Driving/In Hand/Jumping
Tuesday	July	17	8:00 am Start	Dressage – Section out at 5:00 pm
Tuesday	July	17	5:00 pm – 6:00 pm	<u>Performance/Green Horse</u> Vet, Helmet, Boot Check
Wednesday	July	18	8:00 am Start	Showmanship – Performance Classes
Thursday	July	19	8:00 am Start	Performance Classes – Section out at 6:00 pm
Thursday	July	19	6:00 pm – 7:00 pm	<u>Western Games</u> Vet, Helmet, Boot Check
Friday	July	20	10:00 am Start	Showmanship/Running Events
Saturday	July	21	10:00 am Start	Running Events
Sunday	July	22	10:00 am Start	Running Events
Sunday	July	22	6:00 pm	Section out at 6:00 pm

- NO STALL WILL BE UNDECORATED UNTIL ALL HORSES ARE OUT OF THE BARN, Sunday, July 22, 2018. All decorations must be down by 10:00 pm SUNDAY!!
- Any exceptions to arrival/departure schedules must be cleared in advance by the Superintendent. The Horse Project Superintendent must receive completed fair entry forms no later than May 17, 2018 in order to be eligible to show at the King County Fair. Horse certificate must be on file with permanent number coordinator for all horses entered. Exhibitor must fill out the Master Entry Summary and State Qualifying Preference Form, Class Entry Forms, a Horse Certificate, a Stall Emergency Form, and a Medical Release Form and pay any required fees. The exhibitor shall specify their primary choice for state qualifications on the Class Entry Form. Actual preferences can be entered or changed at any time up till the end of classes at the exhibitor's final fair section. Contact the State Team coordinator to enter or change preferences.
- A special permission slip will be required before the participant will be allowed in the Hunt Seat - Over Fences class. This form can be filled out at the Fair.
- Additional projects may be entered in the Fair if all pre-Fair horse project qualifications have been met.
- No entry forms will be accepted after May 17, 2018. Class additions are not allowed after May 17, 2018; only class scratches will be accepted after that date. There will be NO EXCEPTIONS.
- Gaming and Performance medals classes will be held during the Fair.

EVENTS: EACH EXHIBITOR MAY ENTER FIVE CLASSES 1, 2 & 3 – SHOWMANSHIP MUST BE ONE OF THE FIVE

SENIOR EXHIBITORS MAY ENTER SIX CLASSES 1, 2, & 3 – SHOWMANSHIP MUST BE ONE OF THE SIX

Class 1: Showmanship
Premium Points, Classes 1 - 3: Blue 75 Red 55 White 40

Lot A - Novice
 Lot B - Green Horse
 Lot C - Green Horse in Hand
 Lot D - Horse/Pony

Class 2: Performance & Games

Lot A	Saddle Seat Equitation	Lot J	Texas Barrels
Lot B	Hunt Seat Equitation	Lot K	Key Race
Lot C	Stock Seat Equitation	Lot L	Two Barrel Flags
Lot D	Bareback Equitation	Lot M	Figure Eight
Lot E	Trail (Mounted)	Lot N	International Flags
Lot F	Pleasure Driving	Lot O	Dressage Training Level
Lot G	Precision Driving	Lot P	Dressage Blue Level
Lot H	Reinsmanship Driving	Lot Q	Dressage Red Level
Lot I	Pole Bending	Lot R	Equitation Over Fences (fences 2'6" or 2'9")
		Lot S	Discipline Rail

Class 3: Additional Performance Classes

Lot A	Novice English Equitation- Walk/Trot	Lot P	Green Horse Equitation W/T- English-
Lot B	Novice Western Equitation- Walk/Trot	Lot Q	Green Horse Equitation W/J -Western
Lot C	Novice Bareback Equitation- Walk/Trot/Jog Only	Lot R	Green Horse Pleasure W/T or J- any seat
Lot D	Novice Trail (Mounted)	Lot S	Green Horse Mounted Trail
Lot E	Novice English Pleasure- Walk/Trot	Lot T	Green Horse Equitation- W/T/C English
Lot F	Novice Western Pleasure- Walk/Jog	Lot U	Green Horse Equitation W/J/L- Western
Lot G	Advanced Riding (English or Western)	Lot V	Green Horse Pleasure W/T/C or W/J/L -any seat
Lot H	Bridle Path Hack (Saddle Seat Only)	Lot W	Green Horse Mounted Trail W/T/C or W/J/L
Lot I	Reining	Lot X	Dressage Test of Choice- Intra Level
Lot I	Green Horse Equitation- Saddle Seat	Lot Y	Dressage Test of Choice- Training Level
Lot J	Longe Line/ Driving Animal	Lot Z	Dressage Test of Choice - Blue Level
Lot K	Ground Driving/ Driving Animal	Lot ZZ	Dressage Test of Choice -Red Level
Lot L	Trail In-Hand/ Driving Animal	Lot AA	Intra Equitation Over Fences (cross rails)
Lot M	Green Horse In-Hand Ground Driving	Lot BB	Intro Hunter Over Fences (cross rails)
Lot N	Green Horse In-Hand Trail	Lot CC	Pre-Qualifying Equitation Over Fences (2'3")
Lot O	Green Horse In-Hand Longe Line	Lot DD	Pre-qualifying Hunter Over Fences (2'3")
Lot FF	Dressage Seat Equitation	Lot EE	Qualifying Hunter Over Fences (fences 2'6")

Class 4: Educational Events**Premium Points, Class 4: Blue 40****Red 30****White 22**

Lot D	Equine Public Presentation - Individual	Winner qualifies for National Equine Presentation Contest at State Fair
Lot E	Equine Public Presentation - Team(2)	Winner qualifies for National Equine Presentation Contest at State Fair
Lot F	Equine Persuasive Speech - Individual	Winner qualifies for National Equine Presentation Contest at State Fair
Presentations in Lots D, E, and F may not be given again in the Public Presentations		

Class 5: 4-H Youth in Action - See 4-H Youth in Action Department

Revised 3-2018

Superintendent	Heidi White – heydiddi@hotmail.com
Assistant Superintendent	
Per State Policy EM0758E	Animal(s) must have been under the care of the 4-H member since April of 2018 or since birth.
Entry Open To	King County 4-H members
Herdsmanship	Must be done to qualify for State Fair
Fitting and Showing	Must be done to qualify for State Fair
Entry Form Due	Due to the Llama Superintendent by June 1, 2018
Barn Setup	Saturday, July 14, 2018, 9:00 am until done
Craft Entries Due	Entries will be due to Still Life (see dates due) & The Wool Department, July 19, 2018, 9:00 am – 2:00 pm.
Vet Check	Thursday July 19, 2018 8:00 am - 11:00 am
Educational Posters	One (1) poster per person required; second optional for Fair, due by June 1, 2018 To the 4-H Extension Office or drop-off location.
Entry Fee	\$10.00
Exhibit Release Time	Sunday July 22, 2018. Barn closes 8:00 pm (End of the Fair Day) Barn needs to be clean of all stall waste and stall panels need to be put away.

Exhibitors may bring the following:

- One animal each for Juniors.
- Two animals each for Intermediates.
- Two animals each for Seniors.

Requirement:

All Alpacas and Llamas must be over six (6) months old. No intact males over twenty-four (24) months.

Intact males between six months and twenty-four months may be shown at club leader's discretion, in consultation with the Superintendent.

Lots for Classes 1-9

Lot A - Junior

Lot B - Intermediate

Lot C - Senior

State Fair Qualifying Classes 1, 3, and 4:

Premium Points, Class 1 - 5:	Blue 75	Red 55	White 40
Premium Points, Classes 6 - 10:	Blue 40	Red 30	White 22

- Class 1: Fitting & Showing Llamas or Alpacas**
- Class 2: Handler - Optional (Highly Recommended)**
- Class 3: Trail Obstacle**
Obstacles found while backcountry hiking.
- Class 4: Domestic Obstacle**
Obstacles found during city hikes and promotional events.
- Class 5: Steeple Chase**
An obstacle course based on precision and speed.
- Class 6: Costume Class**
Handler and Animal have to be dressed in costume.
- Class 7: Halter Class**
Animals are judged based on conformation and type.
- Class 8: Llama/Alpaca Feud/Jeopardy!**
Team questions about their animals.
- Class 9: Products Produced**
Items you have made for using or training llamas.
- Class 10: Llama Driving Demonstration**
Demonstrating other ways llamas can be used for transportation and fun.
- Class 11: 4-H Youth in Action (Participation Ribbon Only – 20 Points)**

Revised 3-2018

Superintendent	Kyle French – plateaupoultry4hclubkingcounty@gmail.com
Superintendent Mailing Address	PO Box 954 Orting WA 98360-0954
Per State Policy EM0758	Animals must have been under the care of 4-H for 60 days prior to fair.
Entry Open To	Enrolled King County 4-H members
Herdsmanship	Minimum two (2) hours per day (8 hours total). Additional hours may be required, based on number of exhibitors Must be available on Set up day along with duty sign-up sheets. Must be done to receive awards.
Showmanship	Must be done to receive awards
Entry Form & Fee Due	Must be to Superintendent June 10, 2018 via US Mail or e-mail
Area Setup Time	Saturday, July 14, 2018, 9:00 am – Until Done
Health Check + NPIP Testing	Thursday, July 19, 2018, 8:00 am – 8:30 am
Barn Meeting	10:00 am Daily
Educational Posters	See Educational Display Department
Exhibitor Fee	
Exhibit Release Time	Sunday July 22, 2018. Barn closes 6:00 pm (End of the Fair Day) Barn needs to be clean of all cage waste and cages need to be put away.

SHOW RULES

Exhibitor is obligated to read and follow all rules and regulations in this guidebook as well as King County Policy and Procedures including fair dress code. Any exhibitor or adult displaying unacceptable conduct (i.e. profane language, abusive treatment, poor sportsmanship) may at the discretion of the Superintendent(s) be dismissed and jeopardize awards or future fair participation.

1. Poultry will exhibit during duration of the King County Fair, from Thursday Vet Check to Sunday closing.
2. Leaders & parents from each club/family must help on set up day, Saturday, July 14, 2018.

Please bring your own supplies: club decorations, herdsmanship equipment (broom, buckets, water refill container, aprons, etc.), cage cups (9 oz. tapered clear plastic 4 per bird), and own feed to provide self-care during fair. Containers will not be allowed to set in shavings. Rubber bands provided to secure cups. Exhibitors bringing ducks, geese, turkeys, game birds, or pigeons must provide adequate containers to suit the needs of the animals, as well as proper feed.

NOTE: If bedding supplies are not donated by set up day (white shavings, tar paper, and plastic table skirting) exhibitors will be asked to pay a portion of the cost, up to \$10 per exhibitor.

3. Entry times:

- a. Educational display Class 25 – See Dept. 20
- b. Non-animal projects Class 18-24 - set up day before fair
- c. Live birds @ Vet Check Classes 1-17 – See Vet Check Above.

Health notice: Poultry must be clean, in good condition, free of parasites and disease. Dust your birds 2 weeks before fair. Birds with missing feathers or injuries are not suitable for public display. Birds must pass vet check including WSDA conducted NPIP testing (or receipt of NPIP hatchery purchase) prior to placement in cages.

4. Entry limits:

- a. Each exhibitor may enter up to 8 birds (at least 4 months old) subject to space availability. All animals must be part of the exhibitor's project 60 days prior to fair entry. No additional cage space allocated after entry deadline.
- b. Eggs - enter one dozen per lot in each class (must be from laying flock of exhibitor).
- c. Poultry projects - enter one project per class.
- d. Poultry used for Fair activities (Showmanship, Racing, Dress Up, Rooster Crowing) must be entered in the Fair and used only by the exhibitor who entered it.
- e. Poultry project members with no poultry entered in the Fair may participate in Classes 18-34 complying with all entry requirements and deadlines. Exhibitor is exempt from Showmanship requirement.
- f. Entering birds at fair means that each exhibitor **must provide self-care of animals** (bring your own 9 oz. clear plastic cage cups – allow 4 per bird & poultry feed), participate in an educational display (poster), showmanship, poultry judging, and complete minimum requirement of herdsmanship duty to include set up, clean up, and check out.

5. Primaries are eligible to enter any activity & are awarded for participation without competition according to the WA State 4-H Program.

6. To complete entry forms list birds in class order. Birds are cooped & judged in order of class, so contact your leader if you need help identifying class of entries.

7. Each club leader or designated resource leader/parent shall:

- a. Be responsible for correctness of club entries: breed, class, & variety according to the Standard.
- b. Provide number of cages needed by club with club entry form packet.
- c. Verify club members' bird entries and changes on Set-up day.
- d. Be present for Set-up day, duration of Entry times, and Clean-up/check out at end of Fair.
- e. Complete and hang cage cards for club entries on Set-up day before fair.
- f. Participate in barn duty one evening & 2 hours daily 9am-5pm. In addition an overnight in the barn as security if other livestock departments decide necessary. Additional shifts may be required to adequately supervise the barn activities based on entry numbers and weather conditions.
- g. Be responsible for providing adult supervision appropriate for number & age of members.

8. Each club is encouraged to provide club decor, an educational display, & poultry activities assistance.

- a. Purpose of club educational display is to attract & hold the viewer's attention as well as teach something about poultry. Judged according to 4-H Educational Display standards. Submit entry form with club packet and indicate whether display will be large (contact Supt. for oversize), medium (3'x5') or small (2'x3').

Display Hints:

1. A display educates quickly with a simple, clear, and concise message with lettering large enough to be read from distance of 10 feet and has a single dominant theme.
2. Be creative. Use material to present your subject matter in an ingenious way with color and design. Tell a story accurately, but interestingly to actively involve the viewer.

3. Show a strong message to the viewer by being specific rather than general with pertinent and interesting information. Too much information loses attention and becomes confusing.
 - b. Purpose of club sign and cage decorations is to distinguish each club's cages from other clubs as well as make the barn more interesting. For safety reasons no decorations may be suspended from the ceiling, but may be mounted on and above cages or walls, but may not restrict the flow of air to the birds. Use durable materials (no paper streamers) to keep decorations neat and attractive for the length of the fair.
 - c. Activities during fair conducted with parent & leader assistance. Awards given as donated.
9. Showmanship
- a. Will follow rules in 4-H Poultry Fitting & Showmanship Contest Outline EM4263, June 1984 and APA Poultry Showmanship Manual. Suggested subjects for studying by age group may be downloaded from <http://apa-abayouthprograms.org/showmanship.htm>.
 - b. Exhibitors shall have a neat and clean appearance, wear long sleeve white shirt with black pants, jeans or skirt. Showmanship is judged on appearance of exhibitor; handling, condition, and training of bird; and general knowledge of poultry.
 - c. Senior, Intermediate, and Junior Showmanship Champions will participate in Small Animal Round Robin (Cats, dogs, poultry & rabbits) on Sunday, July 22 at 3:00 pm in the Poultry Barn. Blue alternate will be the Reserve Champions. Check with Supt. for updates.
10. Judging
- a. Poultry and exhibits are judged on a Danish system based upon established standards of quality for each type of entry. Each exhibit is judged according to how well it meets the standard.
 - b. All standard bred poultry will be judged by comparison to the latest edition of the "Standard of Perfection" and "Bantam Standard". All commercial utility fowl (classes 12-13) will be judged on condition and suitability to utility. Please be sure to enter birds accordingly and have numbered leg bands on all birds. Websites for more information and how to purchase standards: APA is www.amerpoultryassn.com ABA is www.bantamclub.com
 - c. A modified Danish system is then used to determine best of class awards (Champion) for the poultry and exhibits judged Blue place. Best of division (Grand Champion) winners are judged against each other to select the Best in Show winner.
 - d. The judge may not award a champion ribbon if the exhibit does not merit the placing.
 - e. Exhibits that contain incorrect information may be judged, but not displayed at the discretion of the Superintendent.
 - f. All 4-H members are eligible for participation in at the Washington Junior Poultry Exposition at the Western WA State Fair in Puyallup September & April of each year. Exhibitor information available at www.thefair.com.
11. Herdsmanship
- a. A minimum of 2 hours per day for 10 hours total. Additional hours may be required based on the number of exhibitors and will be available on Set up day along with duty signup sheets. Bring your schedule.
 - b. The purpose of herdsmanship is to help 4-H members learn how to make a presentable exhibit for the public as well as learn skills in courtesy, neatness, and proper care of poultry. Adult volunteer leaders will supervise & commend youth on their progress toward the following goals: 4-H member – based on appearance, friendliness, courtesy and work done.
Poultry – securely caged, clean and comfortable, well fed and cared for.
Exhibit area – aisles and cages, attractive, feed and equipment safely stored.
 - c. Barn closes on Sunday 8pm. Each club is responsible for removing their items and cleaning of the barn to include removal of shavings and tar paper, stacking of broken down cages, and sweeping the floor. No one will be dismissed until our area of the barn is clean. Exhibitors must check out with Superintendent upon completion of barn clean up as the final part of herdsmanship duty.

Chickens/Miscellaneous (Classes 1 – 14)**Premium Points: Blue 40****Red 30****White 20**

Each exhibitor may enter up to three in each lot for each variety entered (as long as total birds do not exceed 8). To enter locate your class of bird (class #) and list breed of bird and sex/age of bird. Class indicates the poultry class this bird belongs in. Description on entry form shall state breed, variety, leg band number/sex/age.

Entry form examples:

If large fowl show type (standard sized) LF	Class 1 Lot A - Plymouth Rock, Barred, hen, 25	x
If feed store purchased LFP	Class 13 Lot B - Plymouth Rock, Barred hen, 13	x
If bantam fowl B	Class 8 Lot D - Plymouth Rock, Barred, hen, 381	x

Each bird is judged on its own merit according to the Standard of Perfection and receives a placing of B, R, or W.

Blue ribbon birds are compared to select a Champion in each class 1-17.

Each Division will have a Grand Champion award to include:

Large Fowl classes 1 – 6

Bantam classes 7-11

Waterfowl Classes 15-17, and

Miscellaneous class 14.

Best in Show will be selected from the Division Champions.

Class 1: American Breeds - Standard

Lot A – Plymouth Rock

Lot B – Rhode Island Red

Lot C – New Hampshire

Lot D – Other American Breed

Class 2: Asiatic Breeds - Standard

Lot A – Langshan

Lot B – Brahma

Lot C – Cochin

Class 3: English Breeds - Standard

Lot A – Australorp

Lot B – Cornish

Lot C – Orpington

Lot D – Sussex

Lot E – Other English Breed

Class 4: Mediterranean Breeds - Standard

Lot A – Leghorn

Lot B – Ancona

Lot C – Minorca

Lot D – Other Mediterranean Breed

Class 5: Continental Breeds - Standard

Lot A – Faverolle

Lot B – Welsummer

Lot C – Polish, Bearded or Non-Bearded

Lot D – Hamburg

Lot E – Other Continental Breed

Class 6: All Other Standard Breeds

Lot A – Ameraucana
 Lot B – Modern Game
 Lot C – Old English Game
 Lot D – Phoenix
 Lot E – Sumatra
 Lot F – Other AOSB Breed

Class 7: Game - Bantam

Lot A – Modern Game
 Lot B – Old English Game
 Lot C – American Game

Class 8: Single Comb Clean Leg - Bantam

Lot A – Leghorn
 Lot B – Orpington
 Lot C – Plymouth Rock
 Lot D – Other SCCL Bantam

Class 9: Rose Comb Clean Leg - Bantam

Lot A – Belgian Bearded D'Anver
 Lot B – Hamburg
 Lot C – Leghorn
 Lot D – Rosecomb
 Lot E – Wyandotte
 Lot F – Other RCCL Bantam

Class 10: All Other Comb Clean Leg - Bantam

Lot A – Ameraucana
 Lot B – Houdan
 Lot C – Cornish
 Lot D – Polish
 Lot E – Other AOCCL Bantam

Class 11: Feather Legged - Bantam

Lot A – Booted
 Lot B – Brahma
 Lot C – Cochin
 Lot D – Belgian Bearded d'Uccle
 Lot E – Silkie, Bearded or Non-Bearded
 Lot F – Other Feather Leg Bantam

Class 12: Meat Bird pen of 3 birds

Crossbred males may enter. Counts as 3 birds toward 8 bird total.
 Lot A – Fryers under 5 1/2 lbs. – must enter 3 birds
 Lot B – Roasters over 5 1/2 lbs. – must enter 3 birds

Class 13: Production Layers

Pullets or hens are judged on condition of laying.
 Lot A – Sex-link, enter by color, e.g. Black, Golden, etc.
 Lot B – Commercial, enter by breed, e.g. Leghorn, white
 Lot C – Crossbreed (female layer birds only), list breeds if known

Class 14: Miscellaneous

Exhibitors supply their own feed plus cages if birds need something larger than poultry show cages.

Lot A – Pheasant,

Lot B – Guinea,

Lot C – Quail, or

Lot D – Pigeons (includes doves)

Ducks, Geese, and Turkeys - No Crossbreeds (Classes 15 - 17).

Premium Points: Blue 40

Red 30

White 20

Exhibitor may enter three in each lot for each variety entered. Please indicate Lot letter for each entry.

Class 15: Ducks

Lot A – Light Weight

Lot B – Medium Weight

Lot C – Heavy weight

Lot D – Bantam

Class 16: Geese

Lot A – List breed, variety

Class 17: Turkeys

Lot A – List breed, variety

Classes 18-24 are entered on set up day before fair (not at bird entry vet check before fair)

Eggs (Classes 18-20) - Enter Class & Lot

Premium Points: Blue 20

Red 15

White 11

Eggs must be from laying flocks of the exhibitor. Eggs will be judged by external quality, uniform in size, shape, shell texture, and color as well as clean and unbroken. Pack eggs carefully in a strong egg carton. Do not put your name on carton. Exhibit tag will indicate exhibitor # and will be attached at check in. Eggs are entered on set up day before fair.

Class 18: White Eggs

Must be chalky white, free of creamy color.

Class 19: Brown Eggs

May be any shade of brown or cream as long as uniform.

Class 20: Eggs for Display

Duck, Turkey, Geese, Ameraucana (Tinted), Pigeon, or Peafowl eggs.

Lot A – 1 Dozen Jumbo (30 oz. per dozen).

Lot B – 1 Dozen Extra Large (27 - 29 oz. per dozen).

Lot C – 1 Dozen Large (24 - 26 oz. per dozen).

Lot D – 1 Dozen Medium (21 - 23 oz. per dozen).

Lot E – 1 Dozen Small (18 - 20 oz. per dozen).

Lot F – 1 Dozen Pee Wee (15 oz. per dozen).

Poultry Projects (Classes 21 – 24): Each exhibitor may enter one lot in each class.

Premium Points: Blue 20

Red 15

White 11

Need not have a chicken to compete, but must be enrolled in the Poultry Project. All entries should include a 3x5 information card stating the purpose of items, method of construction, skills learned and any information pertaining to history, difficulty or circumstances that may affect judging or may inform the public. If card is missing, ribbon placing may be lowered one level.

Class 21: Poultry Equipment

- Lot A – Feed Hoppers
- Lot B – Catching Hooks or Nets
- Lot C – Catching or Carrying Crates
- Lot D – Other poultry equipment

Class 22: Creative Articles

Made from poultry products or artwork pertaining to poultry. Will be judged on 4-H creative arts scorecard (visually attractive, appropriate use of elements of design, suitability of design, creativity and/or originality, technique, control of materials, precision in construction or finishing)

- Lot A – Eggshell Crafts
- Lot B – Pottery, Ceramics, Dough Art
- Lot C – Feather Flowers or Pictures
- Lot D – Beadwork, String Art, Jewelry
- Lot E – Embroidery, Cross-stitch
- Lot F – Fine Arts (Original work only, no copying or tracing) Painting or Drawing
- Lot G – Wood
- Lot H – Other Creative Products

Class 23: Poultry Science Projects

Judged on scientific thought, creative ability, dramatic value/clarity, and presentation (include a 1-3 page report to tell your story to the observer describing your problem, hypothesis, procedure, background information, observation and results, and conclusion).

- Lot A – Embryology and Incubation
- Lot B – Nutrition
- Lot C – Physiology
- Lot D – Pathology
- Lot E – Food Science
- Lot F – Other Science Projects

Class 24: Photography

Poultry Photo Contest -

- Member-taken, must be matted or framed for display.
- Photos will be judged on photographic quality, composition/creativity, and presentation.
- Info card should state type of camera (point & shoot, single lens reflex) and film speed, or digital (sharpening is allowed).
- Digital photos will be judged to the regular film standard.
- If other changes are made to digital photo such as color corrections, cloning, cropping, etc, must enter photo in Lot C.

- Lot A – One Color Print (matted)
- Lot B – One Black & White Print (matted)
- Lot C – Digital Photography and Imaging printed on photographic paper (no copy paper exhibits accepted.)
 1. Scanned and copied to PC, enhanced & manipulated, and printed.
 2. Taken by digital camera, enhanced, manipulated, and printed.
- Lot D - Six to twelve photographic prints mounted in story form on poster board to be hung or mounted in a photo album.

Class 25: Educational Display – Required for show entry. See Department 20.

Class 26: Showmanship – Required for show entry unless exempt according to Rule 4e.
Premium Points: Blue 75 Red 55 White 40
 Lot A – Primary
 Lot B – Junior
 Lot C – Intermediate
 Lot D – Senior

Class 27: Poultry Judging
Premium Points: Blue: 30 Red 23 White 17

Required for show entry. Each individual will participate in a contest to possibly include: broken out eggs, shell eggs, cartons of eggs, classify breeds to variety, poultry parts, breaded chicken patties or nuggets, production laying hens, and take nomenclature test.

Class 28: Avian Bowl
Premium Points: Blue: 20 Red 15 White 11

Class 29: 4-H Youth in Action – Sign up for day & time upon check-in
 Lot A. 1 Hour Presentation minimum, but may be done in 30 min. increments

Class 30: Chicken Drag Racing

Class 31: Poultry Dress Up

Costumes judged on originality, safety, quality of design, workmanship and audience appeal. Each entrant must provide a legibly written description of his or her entry to be read during the contest.

Class 32: Rooster Crowing Contest

Winner will be the rooster crowing the most times in 15 minutes.

Class 33: Rubber Duck Racing

Class 34: Primary 4-H (Non- judged, but eligible for participation in all poultry classes)

Revised 3-2018

Superintendent	Callie Weber – cxweber3@gmail.com
Assistant Superintendent	Reni Lucido – reni.lucido@gmail.com
Per State Policy EM0785E	Animal(s) must have been under the care of 4-H member since June 1, 2018
Entry Open To	King County 4-H members enrolled in Rabbit Project
Herdsmanship	Must be done to receive awards and to qualify for State Fair.
Fitting & Showing	Must be done to qualify for State Fair
Entry form Due	To Superintendent by July 15, 2018
Health Check	Thursday, July 19, 2018, 7:00 am - 9:00 am
Barn Meetings	There will be a barn meeting every morning at 10:00 am
Educational Posters	See Educational Display Department
Exhibit Release Time	Sunday, July 22, 2018 - following clean-up. Barn closes 6:00 pm

- 4-H Rabbits will exhibit Thursday July 19, 2018 to Sunday July 22, 2018. Judge's remark cards and score sheets will be released on Sunday, July 22, 2018 at checkout. Each club is responsible for sending a representative to daily 10:00 am barn meetings and relaying information to other club members who may not be present.
- **Health Check** - Animals will be inspected before caging. Rabbits exhibiting signs of ear mites, infected hocks, vent disease, snuffles, or other infectious diseases will not be caged and must be removed from the fairgrounds without delay. **Rabbits** must be **clearly** and **permanently tattooed** prior to health check.
- **Herdsmanship** - Clubs are responsible for ensuring that their members adhere to barn herdsmanship requirements and agreements. Families (parents and children) who do not fulfill their herdsmanship responsibilities may forfeit awards. Every club is responsible for removing their items and helping with clean-up of the barn at the end of Fair. Clubs need to use removable skirting for table decoration. Exhibitors are required to bring cups or cans for feeding and watering their animals. Water bottles are acceptable but they must be mounted on the inside or back of cages. Cages may have decorations but they must not obstruct the public's view of the rabbits.
- **Entries** - Incomplete entry forms will be clarified through club or project leaders. A separate entry form must be used for each member. Members may enter in both Rabbits and Cavies but must use separate forms. Entries may be emailed to the superintendent.
- **Breed Type** – There is no limit on the number of rabbits 4-H Rabbit Exhibitors may enter for type judging. No more than two pet class rabbits are permitted per member. Entries for the Doe & Litter competition qualify as one entry and must consist of a doe and at least 5 kits from the same litter. Rabbits with an adult weight of 4 pounds or less may compete in Doe & Litter with 3 kits. Does entered in this competition are not allowed to compete in other type competitions. Kits must be at least 6-8 weeks old. Rabbits entered in the Breeder's Choice Competition must have been bred and raised by the exhibitor. Members entering Breed Type must also show in Fitting & Showing class to receive awards and to qualify for State Fair. It is the responsibility of the exhibitor or a youth member of your club to see that your rabbit gets to the judging table when its Class is called. Parents and other adults are not to handle exhibitor animals unless there is an emergency. Animals will be disqualified from type

competition by the judge if they meet any of the disqualifications listed in the “ARBA Standard of Perfection” with the exception of Pet and Crossbreed classes. Fitting and Showing animals must be entered in Breed Type and be part of the exhibitor’s project. Nonstandard classes are available for rabbits that don’t meet their breed type.

- A Rabbit Project member who does not have a rabbit in the Fair can participate and qualify for State Fair in Judging and participate in Educational Display exhibits, and other non-qualifying events.
- Breeding or selling of rabbits during the fair will result in forfeiture of awards and State Fair Qualification.
- **Rabbit Type Competition - State Fair Qualifying Event**
- (List breed, variety, age, gender, and ear tattoo number for each rabbit)
- **Lots for Classes 1 – 5:** Lot A - Senior Buck
Lot B - Intermediate Buck
Lot C - Junior Buck
Lot D - Senior Doe
Lot E - Intermediate Doe
Lot F - Junior Doe

Premium Points, Classes 1 - 5:	Blue 20	Red 15	White 11
Class 1:	All Breeds meeting their ARBA Standard		
Class 2:	Crossbreeds		
Class 3:	Pet Quality or Neutered Rabbits		
Class 4:	Breeder’s Choice Competition		
Class 5:	Doe and Litter Competition		
Class 6:	Meat Pen		

- **Lots for Classes 11 – 16:** Lot A - Junior
Lot B - Intermediate
Lot C - Senior

Premium Points, Class 11:	Blue 75	Red 55	White 40
Class 11:	Rabbit Fitting & Showing - State Fair Qualifying Event		
	<i>**See Round Robin Department</i>		

Premium Points, Class 12:	Blue 30	Red 23	White 17
Class 12:	Rabbit Judging Contest - State Fair Qualifying Event		

Premium Points, Classes 13 - 14:	Blue 20	Red 15	White 11
Class 13:	Rabbit Bowl		
Class 14:	Rabbit Knowledge Quiz		
Class 15:	Rabbit Costume Contest		
Class 16:	Rabbit Agility		

Class 17: **Educational Display** - See *Educational Display Department* for more information.

Class 18: **4-H Youth in Action** - See *4-H Youth in Action Department*.

Class 19: **Cloverbud 4-H**

- Lot A - Fitting and Showing
- Lot B - Judging
- Lot C - Knowledge Quiz
- Lot D - Costume Contest
- Lot E - Educational Display
- Lot F - Agility

Round Robin

Alex Juchems will be in charge of this event.

Revised: 3-2018

Participants: Fitting and Showing/Showmanship Junior, Intermediate and Senior Champions and Reserve Grand Champions from each department as specified below. Six (6) people total from each department - one from each age category.

Time: 10:00 am, Sunday, July 22, 2018 in the **POULTRY BARN.**

Classes: Separate classes for Juniors, Intermediates and Seniors. Each person will show all the other animals in his or her class.

Scoring: Each participant will be scored on their handling, as well as knowledge, of the animals.

Judges: Superintendents are in charge of getting the judge for their areas for this event.

Small Animal Round Robin: Includes Dogs, Cats, Rabbits, Cavies and Poultry

Large Animal Round Robin: If enough species want to participate.

Participants will bring the same animal they used in placing for use in the Round Robin classes.

Participants may substitute an animal with the approval of the superintendent in the department where the participant qualified.

A top Showman will be determined in each of the three classes. They will be awarded ribbons.

Revised 3-2018

Superintendent	Anita Mastin – amastin253@gmail.com
Assistant Superintendent	Tani Adams – tanisllamas64@gmail.com
Per State Policy EM0758E	Must have been under the care of 4-H member 60 days prior to Fair
Entry Open To	King County 4-H members
Herdsmanship	Must be done to qualify for State Fair
Fitting and Showing	Must be done to qualify for State Fair
Entry Form Due	June 1, 2018
Exhibit Setup Time	Saturday July 14, 2018, 9:00 am until finished
Vet Check	Thursday July 19, 2018, 8:00am - 10:00am
Educational Posters Due	See Educational Display Department
Bedding & Food	Bring your own food; contact 4-H office for bedding information.
Exhibit Release Time	Sunday July 22, 2018 (End of the Fair Day) Barn needs to be clean of all stall waste and stall panels need to be put away.

Contact superintendent for further information on this department.

- Fitting & Showing sheep may remain blanketed only until Fitting and Showing contest.
- Washing of wool breed is not recommended.
- NOTE: Angora Goats Fitting and Showing with Sheep and may use collars during showing.

Class 1: Sheep

Premium Points, Class 1: Blue 55

Red 40

White 30

Will be shown by **Breed**. List breed under the correct Lot.

Lot A - Ram Lamb (Under 1 year)

Lot B - Pair of Ram Lambs

Lot C - Aged Ewe (Over 2 years. Must be lambed)

Lot D - Yearling Ewe (1 year and under 2 years)

Lot E - Pair of Yearling Ewes

Lot F - Ewe Lamb (under 1 year)

Lot G - Pair of Ewe Lambs

Lot H - Best Pair of Ewes

Lot I - Light Market Lamb (80-99lbs.)

Lot J - Heavy Market Lamb (100-130 lbs.)

Lot K - Club Flock- No Banner or Rosettes.

A uniform group of minimum six (6) head from four (4) exhibitors from same club/chapter

Class 2: Fitting & Showing

Premium Points, Class 2: Blue 75

Red 55

White 40

Round Robin for Champions - See Round Robin
Department Lot A - Junior
Lot B - Intermediate
Lot C - Senior

Educational Display - See Educational Display Department.

Classes 21 – 23

Premium Points, Classes 21 - 23: First 30

Second 23

Third 17

No cross-age competition in team classes

Class 21: Livestock Judging

Class 22: Livestock or Sheep Bowl

Club teams will compete in each age division. Two clubs may combine to form one team. Teams will consist of three (3) members, and members may compete on only one team.

Class 23: Sheep Scramble (Groom Squad)

Class 24: 4-H Youth in Action - See 4-H Youth in Action Department

Revised 3-2018

Superintendent	Anita Mastin – amastin253@gmail.com
Assistant Superintendent	
Per State Policy EM0758E	Animal(s) must have been under the care of 4-H member 60 days prior to Fair
Entry Open To	King County 4-H members
Herdsmanship	Must be done to qualify for State Fair
Fitting and Showing	Must be done to qualify for State Fair
Entry Form Due	Official form due in Extension 4-H Office by June 1, 2018 ALL entry forms email to Swine Superintendent
Exhibit Setup Time	Saturday July 14, 2018, 9:00 am until finished
Vet Check	Thursday July 19, 2018 8:00 am - 10:00 am
Educational Posters are Due	See Educational Display Department
Bedding & Feed	Bring your own food; contact 4-H office for bedding information.
Exhibit Release Time	Sunday, July 22, 2018

Premium Points, Classes 1 - 7: Blue 55**Red 40****White 30****Lot for Classes 1-7:**

- Lot A - Market Hog (Farrowed after March 14)
- Lot B - Junior Spring Gilt (Farrowed after March 14)
- Lot C - Senior Spring Gilt (Farrowed after Jan. 1 and before March 14)
- Lot D - Senior Gilt (Farrowed after August 1 and before December 31, previous year)
- Lot E - Sow (Farrowed before August 1, two years prior. Not eligible for State Fair.)
- Lot F - Sow and litter of at least six under six weeks.

- Class 1: Hampshire**
- Class 2: Yorkshire**
- Class 3: Berkshire**
- Class 4: Duroc**
- Class 5: Sport**
- Class 6: Other Breeds**
- Class 7: Cross Breeds**

One Champion female and one Reserve Champion Female will be selected in each breed if quality permits.

Class 8: Fitting and Showing

Premium Points, Class 8: **Blue 75** **Red 55** **White 40**
 Lot A - Junior
 Lot B - Intermediate
 Lot C - Senior

Class 9: Educational Display - See Educational Display Department.


Premium Points, Classes 10 - 11: Blue 30 Red 23 White 17

Class 10: Livestock Judging

Class 11: Livestock Bowl

Club teams will compete in each age division. Two clubs may combine to form one team. Teams will consist of 4 members and members may compete on only one team. If age groups are combined within a team, that team will compete in the age division of the oldest member of the team.

Class 12: 4-H Youth in Action - See 4-H Youth In Action Department



Revised 3-2018

Superintendent	Anita Mastin – amastin253@gmail.com
Assistant Superintendent	
Entry Open To	Open 4-H members in projects with wool producing animal
Herdsmanship	Must be done at King County Fair to qualify for State Fair
Entry Form Due	July 19, 2018, 9:00 am - 2:00 pm Wool Shack - Tani Adams
Entries Are Due	July 19, 2018, 9:00 am - 2:00 pm Wool Shack - Tani Adams
Exhibit Setup Time	Saturday July 14, 2018, 9:00 am until finished
Educational Posters	1 poster required or demonstration w/wool - See Educational Display Department
Exhibit Release Time	Sunday, July 22, 2018 - Barn closes at 6:00 pm

Fleece must be from 4-H member's project. Fleece must have been shorn this year and must not represent more than one year's growth.

Each exhibitor may enter two fleeces. Exhibitor must be present at fair all 4 days; plus a minimum of 1 hour of Herdsmanship per day to qualify for State.

Llama and Alpaca (Class 1, Lots N and O) fiber must be either brushed or picked (minimum weight of 4 oz.) or sheared blanket fleece 1 years growth (barrel of animal).

Class 1: Natural Colored & White Wool

Premium Points, Classes 1 - 3: Blue 40 Red 30 White 22

Champion & Reserve Rosettes awarded to blue ribbon placing only.

1st place blue, 2nd place red, 3rd place white.

Lot A - Sheep (List Breed)

Lot B - Lambs

Lot M - Natural Colored

Lot N – Llama/Suri

1. 6 Months to 12 Months
2. 12 Months to 24 Months
3. 24 Months to 36 Months
4. 36 Months to 48 Months
5. 4 Years and Older

Lot O - Alpaca

1. 6 Months to 12 Months
2. 12 Months to 24 Months
3. 24 Months to 36 Months
4. 36 Months to 48 Months
5. 4 Years and Older

Lot P - Mohair

1. 6 Months to 12 Months
2. 12 Months to 24 Months
3. 24 Months to 36 Months
4. 36 Months to 48 Months
5. 4 Years and Older

R - Rabbit

1. 6 Months to 12 Months
2. 12 Months to 24 Months
3. 24 Months to 36 Months
4. 36 Months to 48 Months
5. 4 Years and Older

Class 2: Lad & Lassie Lead

The participant must submit a description of the garment and an introduction about him or herself.

Contestant must wear an outfit made of at least 50% wool/fiber and lead his or her sheep, goat, llama or alpaca on a halter.

The animal shown should be wearing accessories that complement the exhibitor's attire, to be judged by the following criteria:

- 33.3% the animal
- 33.3% the garment
- 33.3% the promotion of wool/fiber

Class 3: Crafts About Wool and Fiber Animals

This can be anything depicting llamas from painting and pictures to woodworking and fiber art

Class 4: Fleece Judging

Premium Points, Class 4: Blue 30 Red 23 White 17

Class 5: Educational Display - See Educational Poster Department

Class 6: 4-H Youth in Action - Wool Department

How to process your Wool/Fiber - A Mock Fiber Mill Cottage. Demonstrations in Felting, Knitting, Crocheting, Spinning, and Drop Spindle.

Revised 3-2018

Superintendent	Chelle Herbruger – chelleherbruger@gmail.com
Assistant Superintendent	Lee Foote
Entry open to	King County 4-H members enrolled in the Archery Project
Herdsmanship	Herdsmanship must be done by <u>all</u> exhibitors to qualify for State Fair •Youth and Parents must each do one hour. •Clean Up Day, Fair Entry Day and during Fair count toward requirement.
Still Life Entries Due	See Still Life Department
Activity Form Due	Still Life Entry Day
Area Set Up Time(s)	Saturday July 14, 2018, 9:00 am until finished
Educational Posters	See Education Display Department 20
Exhibit Release Time	Sunday, July 22, 2018

Exhibitor is obligated to read and follow all rules and regulations in this premium book as well as King County Policy and Procedures. *Any exhibitor or adult displaying unacceptable conduct (i.e. profane language, abusive treatment, poor sportsmanship) or failing to comply with the Dress Code may be dismissed and jeopardize awards and ability to participate at State Fair.* Exhibits must be made in the current 4-H year and not been entered in previous fairs.

- 1. Archery All Around Event date, time and location to be announced.**
- Participants must show proof of attendance at a minimum of 5 Archery club meetings with a 4-H certified Archery Leader before being allowed to participate.
- Members **MUST** check-in with Superintendent 10 minutes prior to the event.
- Member must provide their own equipment and safety gear. Equipment will be checked for safety prior to the beginning of the event
- Allowed equipment:
 One (1) Recurve bow; Recurve bows are the only bow allowed at this event, must not be homemade
 Up to twelve (12) arrows; must be wood, aluminum, or carbon fiber – **plastic or fiberglass is not allowed**
 Bow Stringer (one will be available to borrow if needed)
 Finger tab and arm guard (if needed)
 Personal quiver, may be homemade
- Judging:** Two or more adults trained in scoring Archery will use a combination of personal interview, Danish System, and shooting score to evaluate a participant's ability to meet established quality standards.
Shooting Form: Participant's will be judged on their shooting form and provided with feedback.
Archery Knowledge: Participant will be asked general knowledge questions on Archery and scored
Performance: Thirty (30) arrows will be scored, shot six (6) at a time. Scored on a 10 point ring.
- Disqualification:** Failure to abide by Archery Safety Rules will result in immediate disqualification.

Premium Points, Classes 1 - 3: Blue 20
Class 1: Archery All-Around Event

Red 15

White 11

- Lot A - Juniors
- Lot B - Intermediates
- Lot C - Seniors

Class 2: Timed Archery Shoot

Only members experienced in a timed shoot may participate in this activity.

- Lot A - Intermediates
- Lot B - Seniors

Class 3: Archery Item

- Lot A - Juniors
- Lot B - Intermediates
- Lot C - Seniors

Revised 3-2018

Superintendent	Susan Gormley – susangormley@earthlink.net
Assistant Superintendent	Alex Juchems
Entry Open To	King County 4-H members
Herdsmanship	Herdsmanship must be done by <u>all</u> exhibitors in order to qualify for State Fair. *Youth must do one hour. *Parents are required to do one hour. *Clean Up Day and time during Fair count towards this requirement.
Area Set Up Time(s)	Saturday July 14, 2018, 9:00 am until finished
Entries Due	Sunday, July 15, 2018, Noon – 6:00 pm in the Activity Building
Educational Displays Due	See Educational Display Department – Class 3
Exhibit Release Time	Sunday, July 22, 2018, 7:00 – 8:00 pm

- All entries will remain on display until checkout on the day and time shown above.
- Fine arts must be appropriately mounted and/or framed and Liberal arts must be appropriately mounted, framed and/or otherwise presented. **Paintings on stretched canvas must have paint extend around to cover sides of canvas board or be framed.** Ribbon placing may be lowered one level if these requirement not fulfilled.
- Exhibits must be made in the current 4-H project year and/or not have been entered in previous fairs.
- The Superintendent reserves the right to choose which articles will be displayed based on the space available.
- Early removal of an exhibit without Superintendent's permission will forfeit awards.
- A Still Life Entry Tag must be attached to each exhibit.
- **A 3x5 card must be attached explaining the following:**
 - Craft Exhibits:** Brief description about the technique, where it is to be used & why it was made
 - Fine Arts Exhibits:** Title of artwork; Medium used; Brief description about the technique, where it is to be used & why it was made
 - Liberal Arts Exhibits:** Brief description about the inspiration, history and/or writing style used in creation, where it is to be used & why it was made
- Ribbon placing may be lowered one level if this requirement is not fulfilled.
- Please use only simple class/lot name on entry forms and tags, as appropriate.
(i.e.; Class 1 Lot B would be "Craft Medium – Leather")
- Limit 2 entries per lot per member at County Event, except Class 1 Lot B.
- Limit 6 entries per member at County Event for Class 1 Lot B only.

Premium Points, Classes 1 - 4: Blue 12 Red 9 White 7

Class 1: Crafts – original work only Max 5 items qualify for State Fair Class 141 Applied Arts, with max of 2 items per State Fair lot

- Lot A - Printmaking (Relief, Screen, Lithograph, etc.) - State qualifying Applied Arts Lot 2
- Lot B - Craft Mediums (Glass, Metal, Clay, Leather, Fiber, Wood, etc.) - State qualifying Applied Arts Lot 3
- Lot C - Needle Arts (Stitching, Weaving, Latch Hook, etc.) - State qualifying Applied Arts Lot 4
- Lot D - Papercraft (Cards, Stamping, Origami, Scrapbooking, etc.) - State qualifying Applied Arts Lot 5
- Lot E - Decorated Food Arts (Decorated Cakes, etc.) - State qualifying Applied Arts Lot 6
- Lot F - Jewelry (All mediums) - State qualifying Applied Arts Lot 7
- Lot G - Performing Arts Items (Dioramas, Displays, Props, etc.) - State qualifying Applied Arts Lot 9

Class 2: Fine Arts – original work only Max 2 items qualify for State Fair Class 140 Fine Arts

- Lot A - Drawing (incl. Charcoal, Pen/ink, Pencil on flat surface) - State qualifying Fine Arts Lot 1
- Lot B - Painting (incl. Watercolor, Oil, Acrylic, Tempura on flat surface) - State qualifying Fine Arts Lot 2
- Lot C. Other Mediums and surfaces

Class 3: Liberal Arts

- Lot A. Poetry or Writing - State qualifying for Poetry only Applied Arts Lot 8

Class 4: Exhibits from a Kit

- Lot A. Craft or Fine Arts - State qualifying Applied Arts Lot 1

*****4-H Youth in Action – See 4-H Youth in Action Department**

Revised 3-2018

Superintendent	Floy Ziegler – flzwez@yahoo.com
Assistant Superintendent	Emily Peel
Entry Open To	King County 4-H members enrolled in Clothing Project, with the exception of Class 2 and class 5 Lot B, which is open to all 4-H members.
Herdsmanship	Herdsmanship must be done by <u>all</u> exhibitors to qualify for State Fair. •Youth and Parents must each do one hour in the building during fair.
Activity Entry Form	Due to Floy Ziegler by June 1, 2018 Contact Superintendent for entry form.
Activity Hall Set-Up	Saturday July 14, 2018, 9:00 am until finished
Entries Due	Sunday, July 15, 2018; Noon – 6:00 pm in the Activity Hall
Exhibit Release	Sunday, July 22, 2018, 7:00 pm – 9:00 pm

Class 1: Fashion Parade State Fair Qualifying Class for lot A & B
Forms at <http://pubs.wsu.edu/ListItems.aspx?Keyword=fashion%20Revue>

Premium Points, Class 1: Lots A and B Blue 75 Red 55 White 40
Participation in Sunday Fashion Revue required to earn full points.

Lot C Blue 20 Red 15 White 11

Sunday, July 22, 2018, 3:00 pm Activity Building on inside stage. Participants should report to the Clothing Superintendent in the Activity Building at 2:30 pm.

Lot A - **Fashion Revue** participants. Must schedule a modeling/judging appointment between 9:00 am and noon with the superintendent for Monday, July 16, starting at 10:00 am.

Lot B - **Creative Consumer of Fashion** participants. Must schedule a modeling/judging appointment between 10am and noon with the superintendent on Monday, July 11, starting at 10:00 am.

Lot C. Clothing members modeling non Fashion Revue sewn garments that they have constructed and entered in Textile Arts Department.

Please write Fashion Parade, Lot A or Lot B, at the bottom of entry form.

Class 2: Quilting Activity

Premium Points, Class 2: Blue 40 Red 30 White 22

Held in Activity Hall daily. No experience necessary. Participants will tie quilts to be donated to a charity organization. Participants may bring a one yard piece of cotton fabric, or quilt batting suitable for baby quilts to assist with this activity.

Class 3: Clothing Judging

Premium Points, Class 3: Blue 30 Red 23 White 17

Friday, July 20, 2018, 6:00 pm – 8:00 pm in the Activity Hall

Open to all Junior, Intermediate and Senior members enrolled in clothing projects. Oral reasons will be part of contest for Intermediates and Seniors. Blue Ribbon Intermediate and Senior scorers are eligible to represent King County at the State Judging Event at Puyallup in September.

Class 5: Cloverbud 4-H

Lot A - Fashion Parade

Lot B - Quilting Activity

Educational Posters and Educational Displays Department

KCF 2018

4-H Exhibitor Guide

Revised 3-2018

Superintendent	Amy Barrett – avcbarrett3@gmail.com
Assistant Superintendent	
Entry Open To	King County 4-H members
Entries	1 entry per class - 4 maximum Must be enrolled in project corresponding to exhibit class entered
Entry Form	None Required
Still Life Entry Tag	Must be attached to entry Entry Tag available at end of Exhibitor Guide
	Provide source of information on back of poster i.e. website address, name and author of book, 4-H publication #
Lot A&B Entries	For ALL Projects Due no later than June 1, 2018 at the 4-H Office. No late entries accepted. Call Nancy at 253-224-2884 before going to office to confirm - someone will be there to take your entries.
Lot C&D Entries	Tuesday July 17, 2018, 6:00 - 8:00 pm or Wednesday July 18, 2018, 9:00 am – noon in the Activity Building
Exhibit Release	

State Fair Qualifying Class:

One blue ribbon Educational Poster or Display per exhibitor may be taken to State Fair.

Class:

1	4-H Promotion	14	Mechanical Science
2	Archery	15	Motorcycles/ATV
3	Arts	16	Public Presentations/Performing or Theatrical Arts
4	Cats	17	Photography
5	Cattle, Beef	18	Plant Science
6	Cattle, Dairy	19	Poultry
7	Dogs	20	Rabbits and Cavies
8	Environmental Stewardship	21	Robotics
9	Food and Nutrition	22	Sheep
10	Goats	23	Social Science
11	Guide Dogs	24	Swine
12	Horses	25	Textile Arts
13	Llamas/Alpacas	27	Wool

Educational Posters and Educational Displays Department

KCF 2018

4-H Exhibitor Guide

Premium Points, Lot A: Blue 30 Lot A - Posters (22"x28")	Red 23	White 17
Premium Points, Lot B: Blue 30 Lot B - Charts	Red 23	White 17
Premium Points, Lot C: Blue 30 Lot C - Tri-fold Table Top Displays (24"x36" when closed) Check with Project Superintendent regarding space availability	Red 23	White 17
Premium Points, Lot D: Blue 30 Lot D - Club Display	Red 23	White 17

Judging

- Judging will be done by a panel of trained judges using the **King County Education Poster Scoresheet, Revised January, 2017**.
- Entries will be judged against the standard as defined on the scorecard, not in competition with other posters.

Entries must:

- Be entered by the date specified above.
- Have properly completed Still Life Entry Tag securely attached to the lower left corner of poster.
- Top of entry tag should be taped to back of poster with tag information facing forward below the poster.
- Meet all requirements on Scorecard.
- Be free from spelling and punctuation errors.
- Be legible from a distance of 10 feet.
- Refrain from promoting commercial or name brand products.
- Educate the public and be self-explanatory (Examples: "Don't feed your dog chocolate" could say "Chocolate can be toxic to dogs" or "Eat fruits and vegetables" could say "Eating fruits and vegetables helps build strong, healthy bodies").
- Have written on the back:
 - 1) Exhibitor's name
 - 2) Exhibitor's club name
 - 3) Exhibitor's county (King)

Revised 3-2018

Superintendent	Jim Olson Contact: (253) 569-3123 - Cell
Assistant Superintendent	
Entry Open To	King County 4-H members enrolled in Environmental Stewardship
Herdsmanship	Herdsmanship must be done by <u>all</u> exhibitors to qualify for State Fair. •Youth and Parents must each do one hour. •During Fair counts toward requirement.
Entries Due	Sunday, July 15, 2018; Noon – 6:00 pm, in the Activity Building
Area Set Up Time(s)	Saturday, July 14, 2018; 9:00 am until done
Still Life Entry Form	Bring with entry/entries. Form available at end of Exhibitor Guide
Educational Posters	See Educational Display Department
Exhibit Release Time	Sunday July 22, 2018 7:00 - 9:00 pm

- Open to all 4-H members enrolled in the Environmental Stewardship Program.
- Member must be enrolled in the project in which he/she enters.
- Herdsmanship is required by junior, intermediate, and senior members if three (3) or more entries in Classes 1-10 in Department 65. Herdsmanship check-in and service will be in the Exhibit Hall. See Superintendents for a description of Herdsmanship duties and requirements.
- Each exhibit must be properly labeled, mounted, identified, and classified where appropriate.
- A maximum of ten (10) entries, Class 1-11, per member may be submitted. This does not include displays entered as a Club or Project.
- Only one entry per member is allowed for each Lot.

Rosettes may be awarded for Best of Displays, Class 1-9. Champion and Reserve Rosettes may be awarded to best overall Department 65 entries. Only blue ribbon entries will be considered for Rosettes. For criteria to be used, contact the Superintendent or Assistant Superintendent. C1024 - Environmental Stewardship Judging Form subject to revision for 2009.

Educational Posters: Only one blue ribbon poster per exhibitor may be taken to State Fair for judging. See Educational Posters section for more information. All 4-H members enrolled in the Environmental Stewardship Program are strongly encouraged to enter an Educational Poster for Department 65.

Youth in Action is a non-judged entry. No ribbons are awarded. Premium Points awarded based on participation. See 4-H Youth in Action section of Premium Book for more information.

Class 1: Discovery Project

- Lot A - Explore outdoors & appreciate natural environment
- Lot B - Air, energy, forestry, marine life, soil, water, and wildlife
- Lot C - Leadership skills
- Lot D - Restoration principles
- Lot E - Community action
- Lot F - Personal development skills

Class 2: Exploring Your Environment

- Lot A - The four elements of life.
- Lot B - Connections among living things
- Lot C - Explore the world through outdoor activities
- Lot D - Scientific thinking and processing skills
- Lot E - Ecological concepts

Class 3: Outdoor Adventures

- Lot A - Relating to others, making decisions and communication
- Lot B - Plan & safely conduct camping, backpacking, or wilderness excursions
- Lot C - Minimum impact skills/Leave No Trace

Class 4: Science Discovery

- Lot A - Rocks and minerals
- Lot B - 3Rs: Reduce, Reuse, & Recycle
- Lot C - The trees around you
- Lot D - Oceanography.
- Lot E - Weather and climate
- Lot F - The world of spiders
- Lot G - Astronomy and outer space

Class 5: Power Project

- Lot A - Waste management concerns and issues
- Lot B - Empowerment to take action on local waste management issues

Class 6: Forestry

- Lot A - Respect and protect the forest environment
- Lot B - Stewardship of our forests
- Lot C - Basics of forest management
- Lot D - Use of forest products
- Lot E - Forestry-related careers

Class 7: Sport fishing Project

- Lot A - Fishing skills and use of sport fishing equipment
- Lot B - Ethical fishing behavior
- Lot C - Natural resource stewardship
- Lot D - Ecological & social basis of fisheries management
- Lot E - Cultural, ecological, and socio-economic value of fish and fishing
- Lot F - Leadership, self-confidence, personal discipline, and critical thinking

Class 8: Other Environmental Stewardship - subject area not covered above

- Lot A - Must contact the Asst. Superintendent for pre-approval by **June 1, 2018**

Class 9: Environmental Stewardship Educational Displays and Posters

- Lot A - See Educational Display in Exhibitor Guide

Class 10: 4-H Youth in Action

- Lot A - See 4-H Youth in Action in Exhibitor Guide

Class 11: Primary 4-H

- Lot A - Any primary activity related to Environmental Stewardship

For more information,

<http://4h.wsu.edu/EM2778CD/environmentalstewardship/envirosteward.htm>

Revised 3-2018

Superintendent	Floy Ziegler – flzwez@yahoo.com
Assistant Superintendent	
Entry Open To	King County 4-H members enrolled in a food project. Note Class 12 exceptions.
Herdsmanship	Herdsmanship must be done by <u>all</u> exhibitors to qualify for State Fair. •Youth and Parents must each do one hour during fair.
Food Activity Registration Form	Due to Floy Ziegler by June 1, 2018 5002 S Roxbury, Seattle WA 98118 Contact Superintendent for form.
Activity Building Set Up Time	Saturday, July 14, 2018, 9:00 am until done
Entries Due	Sunday, July 15, 2018; Noon – 6:00 pm

- Members participating in any food activity must provide a signed by parent Food Activity Registration form to the Superintendent no later than June 1, 2018. Graduating seniors will be given priority in scheduling. All members participating in activities will receive a copy of the final schedule and kitchen inventory prior to June 30, 2018.
- Participants must be enrolled in a food project to participate.
- Members may be restricted to one contest each, depending on kitchen schedule.
- Unless otherwise noted, use “Food Activity Guidelines” and “Food Activity Worksheet” for information on food activities. <http://pubs.wsu.edu/ListItems.aspx?categoryID=267>.
- Ribbon placing may be reduced if herdsmanship and/or dress code are not followed.
- When participating in an activity requiring a copy of the food recipe(s), each recipe must include measurements, steps in processing, time and temperatures as well as number of servings. Recipe must be legible (typed is encouraged) on 8½ x 11 paper. Leaders and parents may assist members with recipe(s). Contestants’ name, age, club name, and leaders name must appear at the top of the recipe(s).
- Cloverbuds do not compete, but are encouraged to participate in Class 2 at King County Fair. Juniors must have previously participated in Salad-Sandwich contest prior to being scheduled for a kitchen activity.
- Juniors in the 5th grade may be excused from this requirement with prior permission from Superintendent.
- Foods, recipes and menus selected should be appropriate for the age and experience of the member.
- Contestants should be knowledgeable about My Plate - www.choosemyplate.gov.
- Contestants are judged through personal interview method.
- Members may compete as teams (two (2) per team) in Class 9.
- Kitchen Inventory lists will also be available on entry day. Contestants are encouraged to use food service, glassware, table settings, pots, pans, utensils, etc. that are provided. Items brought from home must be sanitized on site before use. Plan to accomplish sanitizing within the activity time limit. Dishes will be washed by hand. Refer to EM4808 “Sanitizing Dishes”.

Class 1: Table Setting - County and State Contest

Premium Points, Class 1: Blue 30

Red 23

White 17

Participants will set the table in front of a judge. Paper & plastic may be used where appropriate to carry out themes. For more information:

4-H Table Setting Activity - <http://pubs.wsu.edu/ListItems.aspx?categoryID=267>

Lot A - Advanced Table Setting (individuals) – County and State Contest

For Juniors, Intermediates, and Seniors enrolled in a food project

Participant will bring a written plan, listing menu, and planned occasion. Use their own dishes, utensils, glassware, linens and centerpiece to demonstrate the correct setting for two (2) places.

3 ft. x 3 ft. square card table will be provided. 45 minute maximum.

Class 2: Sandwich or Salad Making County Contest

Premium Points, Class 2: Blue 30 Red 23 White 17

Lot A - Cloverbuds with Superintendents permission

Lot B - Junior

Lot C - First Year Intermediate

Sanitizing supplies will be provided. Prepare a favorite sandwich or salad and present a written plan of a well-balanced day's menu on 4-H meal planning form, KC4-H7003a, to the judge at time of contest. Table and cutting board will be provided for preparation. Contestants must bring: Foods, bowl, utensils (tongs, knife, etc.) to prepare sandwich or salad and a plate and fork for the judge to use in sampling the food. Only purchased ingredients may be used (no home grown, gleaned or preserved foods). Following judges evaluation, contestant must clean area and remove all of their supplies and food from the area.

Class 3. Food Judging County Contest

Premium Points, Class 3: Blue 30 Red 23 White 17

Lot A - Junior

Lot B - Intermediate

Lot C - Senior

The contest will be held on Friday, July 15, from 6:00 to 8:00pm for all 4-H members enrolled in food projects. Members will demonstrate their knowledge of cooking, nutrition and food safety using 4-H Judging principles. Refer to: EM4647, Learning Through Judging

<http://cru.cahe.wsu.edu/CEPublications/em4647e/em4647e.pdf> and

EM4789, Teaching 4-H Oral Reasons - <https://pubs.wsu.edu/ItemDetail.aspx?ProductID=14101>

Oral reasons are part of the contest for Intermediates and Seniors. Intermediates and Seniors receiving blue ribbons will be eligible to represent King County at the State Judging Event at the 4-H State Fair.

Class 4: Quick to Fix Meals County and State Contest

Premium Points, Class 4: Blue 30 Red 23 White 17

Lot A - Junior

Lot B - Intermediate

Lot C - Senior

Members may enter EITHER Class 4 "Quick to Fix Meals" or Class 9 "Foods For All Occasions", but not both. Make a simple meal that demonstrates food and kitchen safety, appropriate preparations skills, and knowledge. Up to 2 hours allowed for activity completion including set-up, meal preparation, judge's interview, and clean-up.

Class 5: Favorite Foods County and State Contest

Premium Points, Class 5: Blue 75 Red 55 White 40

Lot A - Juniors (Individual only); up to 1½ hours

Lot B - Intermediates (Individual or team); up to 3 hours

Lot C - Seniors (Individual or team); up to 3 hours

8½ x 11" menu that includes your favorite food and a poster large enough for the audience to see are required. Be knowledgeable about the food groups used and nutritional value of food being served. C1070 "Favorite Food Activity Scorecard" will be used for evaluation. If foods from other cultures are prepared, C1068 "4-H Exploring Foods Around the World Scorecard" will be used for evaluation.

Class 6: Bread Baking County and State Contest

Premium Points, Class 6: Blue 75 Red 55 White 40

Lot A - 2 hours - Quick Breads

Lot B - 3 hours - Yeast Breads

Juniors may only enter in Lot A. Intermediate & Seniors may enter either lots. No bread-baking machines allowed. Contestants will furnish any needed equipment and supplies. Ingredients must be brought in their

original packaging. Cost and nutrition questions will be emphasized in the judging of the finished product. Do not bring any items to be served with the bread.

Class 7: Food Preservation – County and State Contest

Premium Points, Class 7: Blue 75

Red 55

White 40

May compete as individual or team (2 per team). Juniors may enter in food dehydration or food freezing only. May can, freeze, or dry fruits, vegetables, meat, fish and poultry, pickles, syrups or preserves, jams or jellies.

1 hour is allowed for food dehydration

1½ hours for food freezing and jam/jellies

2 hours for water bath canning

3 hours for pressure canning

Current USDA processing recommendations must be followed.

http://www.uga.edu/nchfp/publications/publications_usda.html

Bring a sample of dried food since not enough time is allotted for drying time. Drying of raw meats not permitted. Use of approved recipes for pre-cooked meats before drying will be required. Members will furnish any needed equipment and supplies. Ingredients must be brought in their original packaging.

Class 8: Foods of the Pacific Northwest County and State Contest

Premium Points, Class 8: Blue 75

Red 55

White 40

Lot A - Junior

Lot B - Intermediate

Lot C - Senior

Demonstrate knowledge and skill in preparing an attractive, nutritious and good tasting food product that highlights an agricultural product of the Pacific Northwest. Ingredients must be brought in their original packaging. Be prepared to discuss with the judge the educational display and the nutritional, historical and cultural aspects of the Pacific Northwest agricultural product highlighted in the activity. 3 hours (2½ hours average) allowed to complete the activity. This includes set up and display, use of the kitchen, evaluation by and interview with the judge, and clean up. Contestants should set one place setting for judge's evaluation of product.

Class 9: Food for All Occasions County and State Contest

Premium Points, Class 9: Blue 75

Red 55

White 40

Members may enter EITHER Class 4 "Quick to Fix Meals" or Class 9 "Foods For All Occasions", but not both.

Lot A - May compete as an individual or in teams (2 Juniors, 2 Intermediates or 2 Seniors per team). Juniors may NOT compete at State level. Total cost of food is not to exceed \$8.00 per guest. Contestant must furnish all foods and needed supplies not included on the kitchen inventory list and do full preparation of meal in Fair kitchen. Individual contestants will prepare and serve a complete meal for four people. Team will prepare and serve a complete meal for six people, which will include contestant(s), judge, and guests. Guests must be invited by exhibitor and notified to arrive 15 minutes before meal is served. Family members are not allowed to participate as guests. Microwave is available for preparation. 3 hours will be allocated for preparation, serving, clean-up and evaluation by judge.

Lot B - A two person team activity. Team members must both be either intermediates or seniors. Teams will prepare a meal for six, themselves and four guests, based on a theme. The theme for Intermediates is "Mother's Day Brunch" and the theme for Seniors is "Harvest Dinner". Blue ribbon placings are eligible to compete at State Fair in the **4-H Foods Showcase**. To receive a brochure with more details, contact the superintendent.

Class 10: Lunch On The Go County and State Contest

Premium Points, Class 10: Blue 30

Red 23

White 17

Lot A - Junior

Lot B - Intermediate

Lot C - Senior

Prepare lunch for one (1) from beginning to end and demonstrate food and kitchen safety, appropriate preparation skills and knowledge appropriate for age and experience of the member. Consideration of how/where the lunch will be stored prior to eating, where it will be eaten, and good safety practices related to

storage is of greatest importance. Activity is 20 minutes - with 10 minutes for clean-up. A short interview with the judge will follow. Participant must bring all food and needed equipment not on the kitchen inventory list to prepare the lunch and complete clean up. Lunches may contain some commercial foods or foods prepared prior to the activity. Foods may be cookies, puddings, cupcakes, etc. Items such as sandwiches, tortilla wraps, bagel sandwiches, fruit salads, etc. should be made on site. Include beverages in the lunch. Refer to Pack a Safe Lunch - <http://extension.wsu.edu/clark/wp-content/uploads/sites/36/2014/04/pack-a-safe-lunch.pdf>

Class 11: Cloverbud 4-H

Lot A - Sandwich/Salad Making - County Contest only

Class 12: COMMODITY PUBLIC PRESENTATIONS

County and State Contest

This class is open to intermediates and seniors only. Participants should be enrolled in either a food project or a project related to the commodity (i.e. beef presenters should be enrolled in the foods or beef projects). Choose one of the following commodities:

Any Commodity Grown in Washington State

- a. Present a public presentation, utilizing a commodity product to make a finished product (food item, decorative item, craft, etc.).
- b. Presentation may be given on Sunday, starting at 11:00 am
- c. Participants are responsible to bring all equipment and supplies necessary to complete their presentation. Use of the fair kitchens is not possible.
- d. Individual presentations only will be allowed in this class.
- e. A maximum of 30 minutes is scheduled for each presentation (demonstration of illustrated talk) including setting up, giving the presentation, answering questions, comments from the judges, and removing equipment.
- f. The presentation should include the promotion of the commodity and the nutritional aspect of the commodity. One of the following items must also be covered by the presenter: the historical aspect of the commodity, the cultural aspects of the commodity, or the economic impact of the commodity on our state.
- g. The recipe used in the presentation must be turned in to the superintendent prior to the presentation.
- h. It is recommended that participants serve the judges a sample of the food prepared. There will be at least two judges. Food may not be served to the public.
- i. One intermediate and one senior in each commodity will be eligible to represent our county at State Fair.

Revised 3-2018

Superintendent	Floy Ziegler – flzwez@yahoo.com
Assistant Superintendent	
Entry Open To	King County 4-H members enrolled in a food project
Herdsmanship	Herdsmanship must be done by <u>all</u> exhibitors to qualify for State Fair. Youth and Parents must each do one hour during fair.
Entries Are Due	Sunday, July 15, 2018, Noon – 6:00 pm in the Activity Building (If participating in Fashion Revue, may bring entries on Monday, July 16.
Still Life Entry Form	Bring completed form with entry/entries - Form available at end of Exhibitor Guide
Area Set Up Time(s)	Saturday, July 14, 2018 – 9:00 am until done
Educational Posters	See Educational Display Department
Exhibit Release Time	Sunday, July 22 2018, 7:00 - 9:00 pm

***All entries will remain on display, until food shows sign of spoilage.
Perishable food products will not be returned due to health regulations.***

- Ribbon placing may be reduced if Herdsmanship and/or dress code are not followed.
- No limit on entries. This includes all food items or related exhibits.
- Please bring items on a disposable plate and covered with plastic wrap. Canned products may be opened at judge's discretion.
- Exhibits needing refrigeration (containing uncooked or partially cooked products/eggs) will **not** be accepted. (i.e. cream cheese, sour cream, cream/chiffon, custard such as pumpkin, or pies needing refrigeration such as key lime and meringue pies).
- Food items made from, with or containing commercial products, such as Bisquick®, store bought frosting, packaged mixes are not allowed. Home grown, gleaned or home preserved products may not be used due to Health Regulations. Alcoholic products are not to be used in any food product exhibit.
- Preserved entries in class 4 must have been canned after the end of last year's County Fair.
- For health and safety reasons the most current USDA publications for food preservation processing times and methods must be followed.
- Grocery gleaned products may not be used due to Health Regulations.
- Refer to EM4748 "Judging Baked Products."
- Bread products made all or in part with a bread-making machine will not be allowed.
- Recipe must be provided for all food entries. If missing, item will be disqualified.
 - Leaders/parents may assist members with recipe.
 - Must be complete including measurements, steps in processing, time and temperatures, number of servings it makes.
 - Recipe must be legible - typed on 8 ½ x 11 paper is encouraged.
 - Exhibitors' name, age, grade, Club name, must be on the top of the recipe.
 - Must include method of preparation and/or processing time for preserved foods and include length of storage.
 - For judge's use only and will not be returned or displayed.
- *Tip – make 2 additional copies of the recipe - for State Fair and for your recipe file.
- Each food exhibit must have a Still Life Entry Tag (available at end of Exhibitor Guide) and personalized recipe attached.

Premium Points, Classes 1 - 11: Blue 30 Red 23 White 17**Class 1: Yeast Bread/Roll State Qualifying Class**

Lot A - ¼ loaf of white, whole wheat, or variety yeast bread including an end

Lot B - 4 yeast rolls

Class 2: Quick Breads and Muffins State Qualifying Class

Lot A - ¼ loaf – unsliced, including an end

Lot B - 4 muffins, biscuits or scones

Class 3: Desserts State Qualifying Class

Lot A - 4 cookies

Lot B - ¼ of a cake

Lot C - 4 pieces of candy

Lot D - Pastries and Pies – 1 whole pie, or cobbler or tart in disposable tin and covered with plastic.
Remaining portions will not be returned.

Class 4: Baked Item – Special Diet State Qualifying Class

Enter the required amount for the type of item (may be diabetic, gluten free, vegan etc.).

Include 3x5 card with nutritional information.

Class 5: Single Containers Preserved Foods State Qualifying Class

Refer to C0946 “Judging Preserved Food.”

Preserved Food entries not collected at time of check out will be disposed of.

Lot A - ¼ - ½ cup dried food product Bring a completed label C0804 with entry.

If label is missing, item will be disqualified.

Lot B - One jar of canned fruit or vegetable

Entry must be exhibited in standard canning jars, sealed with flat metal lids, with screw bands attached. Attach a completed C0803 4-H Food Preservation label to the top of the flat lid. If label is missing, item will be disqualified.

Lot C - One jar of pickles, relish, chutney, etc. (pickled products only).

Lot D - One jar of Jelly, Jam Preserves, Conserve or Marmalades. No frozen jams.

Paraffin seal is not accepted.

Lot E - One jar of meat, fish or poultry.

Lot F - Vinegar – one clear glass jar or clear glass container.

Class 6: Preserved Food Quick Meal State Qualifying Class

Includes a menu for a meal accompanied by 3 to 5 jars of home canned or dried foods to be used in the meal. A 3 x 5 card with nutritional information and meal preparation methods of preserved items must be included.

Class 7: Decorated Cake**State Qualifying Class in Expressive Arts Department – Applied Arts Class**

Cardboard, or Styrofoam interior. Decorating must show originality and precision. Indicate on index card the reason for occasion and design, who the cake would be for, and what was learned in the decorating process. It is acceptable to use store bought frosting for this class only.

Class 8: Homemade Dry Mixes – Standard Canning Jar/Container

Must include recipe of how mix is made, storage and quality date instructions. Must also include a separate recipe for use of dry mix. Applications of decorations and gift tags are acceptable, provided product is thoroughly visible.

Class 9: Food Gift Basket/Container State Qualifying Class

Must include no less than three different home prepared food items: e.g. baked, canned, dried, food mixes, etc. A 3 x 5 card describing the occasion and or purpose of the basket must be included.

Class 10: Modified Recipe State Qualifying Class

A recipe that has been modified for a special diet or to make it healthier. Submit both the original and modified recipe. List the changes made to make the items healthier (less calories, less fat content etc.).

Class 11: Menu Plan State Qualifying Class

List a menu plan for three days on 8 ½ x 11 sheet of paper. Include a personal recipe book with at least ten (10) recipes that you will use during those three days. Recipes to include ingredient list and preparation instructions.

Class 12: Cloverbud 4-H

Lot A - Any Cloverbud activity.

Revised 3-2018

Superintendent	Chelle Herbruger – chelleherbruger@gmail.com
Assistant Superintendent	Sherry Frothingham
Entry Open To	King County 4-H members enrolled in the Mechanical Sciences Project
Herdsmanship	Herdsmanship must be done by <u>all</u> exhibitors to qualify for State Fair <ul style="list-style-type: none"> • Youth and Parents must each do one hour. • Clean Up Day, Fair Entry Day and during Fair count toward requirement.
Area Set Up Time(s)	Saturday, July 14, 2018 – 9:00 am until done
Still Life Entries Due	Tuesday, July 17, 2018 6:00 – 8:00 pm or Wednesday, July 18, 2018 9:00 am - noon in the Activity Building
Educational Posters	See Educational Display Department
Exhibit Release Time	TBA

Exhibitor is obligated to read and follow all rules and regulations in this premium book as well as King County Policy and Procedures. Any exhibitor or adult displaying unacceptable conduct (profane language, abusive treatment, poor sportsmanship) or failing to comply with the Dress Code may be dismissed and jeopardize awards and ability to participate at State Fair.

Limit of four (4) entries per member. Regular or Duplo Legos may be used. Models are judged on stability, creativity, design, appearance, and appropriate level of difficulty. Include a written explanation of what the model is, why you chose to build it, what would you do different next time, what you plan to do with the model, and any other important information you would like the judges to know. Lego models from scratch may include design plans as part of their display.

Judging: Activities are judged by two (2) or more qualified adults. A combination of a personal interview and the Danish system will be used. Participants are judged according to their ability to meet established standards of quality for each area.

Premium Points, Classes 1 - 3: Blue 20

Red 15

White 11

Class 1: LEGO Model Built from a Kit

- Lot A - Large Kit (1000+ pieces)
- Lot B - Medium Kit (400-1000 pieces)
- Lot C - Small Kit (101-399 pieces)
- Lot D - Micro Kit (less than 100 pieces)

Class 2: LEGO Model Built from Scratch

- Judges may change the Lot # of entry as needed.
- Lot A - Large Model
- Lot B - Medium Model
- Lot C - Small Model
- Lot D - Micro Model

Class 3: LEGO Community Build - Where's 4-H?

Build a scene with at least ten (10) different 4-H activities going on. Create a "Search and Find" list of the activities in the scene, to be displayed as a guide for fairgoers to find them.

Revised 3-2018

Superintendent	Susan Gormley – susangormley@earthlink.net
Assistant Superintendent	Alex Juchems
Entry Open To	King County 4-H members
Herdsmanship	Herdsmanship must be done by <u>all</u> exhibitors in order to qualify for State Fair. *Youth must do one hour. *Parents are required to do one hour. *Clean Up Day and time during Fair count towards this requirement.
Area Set Up Time	Saturday, July 14, 2018, 9:00 am until done
Entries Due	Sunday, July 15, 2018, noon – 6:00 pm in the Activity Building
Educational Posters	See Educational Display Department – Class 14
Exhibit Release Time	Sunday, July 22, 2018, 7:00 pm – 8:00 pm

- Working exhibits (i.e. electricity) must be appropriately mounted in stands so the public can operate easily, without the danger of damaging the exhibit.
- Exhibits must be made in the current 4-H project year and/or have never been entered in previous fairs.
- The Superintendent reserves the right to choose which articles will be displayed based on the space available.
- Early removal of an exhibit without Superintendent's permission will forfeit awards.
- A Still Life Entry Tag must be attached to each exhibit.
- **A 3x5 card must be attached giving a brief description about what the item is, the technique used, what you learned, and publication name and page number if based on 4-H Project materials.**
Ribbon placing may be lowered one level if this requirement is not fulfilled.
- Please use only simple class name on entry forms and tags, as appropriate.
(i.e. Class1 Lot B would be "Wood-Complex")
- Limit 2 entries per class per member at County Event.

Premium Points, Classes 1 - 6: Blue 20**Red 15****White 12****Class 1:****Woodworking**

(Max 2 items qualify for State Fair Class 230 Woodworking)

Class 2:**Aerospace (Rockets)**

(1) Maximum of one entry per class with a maximum of two total entries qualifying to be exhibited at State Fair. Each entry must include design plan or design sheet (instructions) and must have been flown prior to exhibit.

(2) Certification of flight required for all exhibits.

(3) No live rocket motors (engines).

(4) Model rocketry exhibits will be judged on stability, workmanship, methods of construction appropriate for the type/power the rocket is flown under, and degree of difficulty/challenge. Degree of difficulty/challenge will be determined by the judge for Lots A. and B.

Lot A. Model rockets built from plans other than commercially available kits. Exhibit must include original plan as well as method or methods used to verify stability prior to first flight. (*Class 210 for the Washington State Fair*)

Lot B. Model rockets designed and built by the exhibitor, "scratch built". Exhibit must include design plan followed and method or methods used to verify stability prior to first flight. (*Class 211 for the Washington State Fair*)

Lot C. Model rocket from commercially available kits. Exhibit must have been built following instructions/plans included with the kit. Exhibit must include original or copy of the kit's instructions/plans. Include "Level of Difficulty" per the kit's manufacture. (*Class 212 for the Washington State Fair*)

Lot D. Model rocket kits redesigned by exhibitor. Exhibit must include original or copy of the kit's instructions/plans and a description of the redesign. Include "Level of Difficulty" per the kit's manufacture. Exhibit must include method or methods used to verify stability prior to first flight. (*Class 213 for the Washington State Fair*)

Class 3: Bicycle / Engines / Snowmobiling / Electricity
(Max 2 items qualify per State Fair Classes: 218 Bicycles, 219 Small Engines, 221 Snowmobiling, 225 Electricity)

Class 4: Welding
(Max 1 item qualifies per State Fair Classes 226 – 228 Welding)

Class 5: Computer Technology
(Computer generated items, web pages or other media displays, programming, toolkits, etc.)
Max 2 items qualify for State Fair Class 235 Computer Technology

Class 6: Models - Not Applicable to Other Categories
All models pieces MUST be permanently glued together. This includes all LEGO models.
Models not glued together will not be accepted.

***Robotics – See Department 125

***4-H Youth in Action – See 4-H Youth in Action Department

Revised 3-2018

Superintendent	Marian Smith – mksmith@hhnews.com
Assistant Superintendent	
Entry Open To	King County 4-H members enrolled in the photography project <u>except</u> Class 7, which is open to all King County 4-H members
Herdsmanship	Herdsmanship must be done by <u>all</u> exhibitors to qualify for State Fair. Youth and a Parent must each do one hour during Fair.
Area Set Up Time(s)	Saturday, July 14, 2018, 9:00 am until done
Entries Due	Sunday, July 15, 2018, Noon – 6:00 pm in the Activity Building
Exhibit Release Time	Sunday, July 22, 2018, 7:00 – 9:00 pm

- Video photography project exhibits should be entered in Department 100 - Video.
- Entries limited to photographs taken by the 4-H member during the current 4-H year.
- Classes 1 - 7 are State Fair Qualifying Classes.
- All entries must be printed on photographic paper.
- Framed, un-mounted and/or improperly mounted photographs will not be accepted.
- Photos mounted on foam board or poster board will not be accepted in any class.
- Member's County, Name and Club Name must be printed on back upper corner of entry.
- Exhibitors may enter more than one class - not to exceed amount of photos allowed in each class.
- The following must be fully completed and turned in with entry
 - Still Life Entry Form (available at end of Exhibitor Guide) Signed by 4-H member and parent/guardian.
 - Form CO890 – find at: <http://cru.cahe.wsu.edu/CEPublications/c0890e/c0890e.pdf>
 - King County Fair Still Life Entry Tag (available at end of Exhibitor Guide)

Class 1: 4-H Project Photography

Premium Points, Class 1: Blue 12

Red 9

White 7

Maximum of six (6) entries per exhibitor.

- Acceptable photo sizes for this class: 5"x7", 8"x10", 8"x12"
- No manipulations shall have been made to the image other than sharpening or cropping.
- Photos with changes such as color corrections, cloning, etc., must be entered in Class 5.
- Scanned or laser photos will not be accepted in this class.
- Presentation:
 - Option #1: Entries must be composed of 3 layers –
 - 1 Mat in front of photograph
 - 2 Photograph
 - 3 Back of photo must be protected with covering of poster board or mat board
 - Option #2: Entries must be firmly mounted on a solid piece of mat board
- Mats made of poster board or foam board are not acceptable.
- Minimum mat margin is 1" on all sides. Maximum mat margin is 2½" on all sides. The mat will cause the photo to be no more than ½" smaller than acceptable photo sizes shown above. For example, a 5x7" mat should have no less than a 4½"x6½" opening.

Lot A - Scenic

Lot B - People

Lot C - Animals

Lot D - Flower/Nature

Lot E - Buildings/Architecture

Lot F - Any Subject/Miscellaneous

Lot G - Action

Lot H - Close Up

Lot J - Composition: Special Lighting (strobe, side, evening, back, timed exposures, etc.)

Lot K - Composition: Design Elements (lines, shapes, patterns, textures, specials angles, contrasts)

Lot L - Composition: Still Life (inanimate objects set up for photo)

Lot M - Composition: Abstracts

Lot N - Special Effects: Specify special effects used on form C0890

Lot O - Darkroom Skills: Include 3"x5" card defining chemicals, exposure and paper used.

Class 2: 4-H Photo Boards

Premium Points, Class 2: Blue 16

Red 12

White 9

One (1) entry per exhibitor Photos must be 4"x6" up to 8"x12"

Lot A - Photo Story – Series of 3 to 6 photos that tell a story with a beginning, ending, a title and captions mounted on one mat board.

Lot B - Theme Board – Series of 3 to 6 photos depicting a specific theme mounted on one mat board. Title required. Captions, poems or other written words are optional.

Class 3: 4-H Photo Album/Portfolio

Premium Points, Class 3: Blue 20

Red 15

White 11

One (1) entry per exhibitor. Minimum photo size 4"x6"

Lot A - 1st year album – 25 prints

Lot B - 2nd year album – 30 new prints

Lot C - 3rd Year album – 40 new prints

Lot D - 4th Year album – 40 new prints

Lot C - 5th and above year album – 50 new prints

Class 4: Photojournalism

Premium Points, Class 4: Blue 16

Red 12

White 9

One (1) entry per exhibitor

- All photos must be of a newsworthy nature.

- All photos must be captioned with information on who, what, where, when and why.

- Photos may be black and white or color.

Lot A - Photo: Size 5"x7", 8"x10" or 8"x12"

Mounted on white mat board with caption below photo

Lot B - Story Board: 2 to 4 photos depicting a single newsworthy story mounted on white mat board with caption below photo. Any size but total exhibit must not exceed 11"x14".

Lot C - Album: Minimum photo size of 4"x6".

Minimum of 10 newsworthy photos – published and unpublished work of exhibitor. If published, include a copy of the publication.

Class 5: Digital Imaging

Premium Points, Class 5: Blue 20

Red 15

White 10

One (1) entry per exhibitor

- Finished pictures must be not smaller than 5"x7" and no larger than 8"x10".

- Black and white photos must be done with gray scale.

- The following must be mounted on mat board no larger than 14"x22"

Original image - Finished picture - Typed index card telling what was done to arrive at final image

Lot A - Regular film and camera, black and white or color

Digitally imaged by scanning and then enhanced or manipulated and printed.

Lot B - Digital capture, black and white or color – enhanced or manipulated and printed

Class 6: Digitally Restored Photos

Premium Points, Class 6: Blue 10

Red 8

White 6

One (1) entry per exhibitor

- Original photo may have been damaged in some manner-Judging will be on how well the

exhibitor repaired the original photo.

- All finished pictures must be no smaller than 5"x7", nor larger than 8"x10".
- Include a 3"x5" card explaining how the photo was restored and special techniques used.
- An untouched copy of the original photo must accompany the entry.

Lot A - Digitally Restored Photo

Scanned photo taken by regular – not digital – camera.

Original photo may have been taken by a person other than the exhibitor.

Exhibitor will scan and repair the photo using modern day digitizing techniques.

Class 7: 4-H Promotional Photos

Premium Points, Class 7: Blue 10

Red 8

White 6

Maximum of two (2) entries, per exhibitor

- Open to photos taken by all Junior, Intermediate and Senior King County 4-H members.
- All photos must be captioned.
- Photos may be used in 4-H promotional materials, brochures, flyers, etc.
- Refer to general photography rules above for information on matting and framing.
- All finished pictures must be no smaller than 5"x7", nor larger than 8"x10".

Lot A - 4-H Promotional Photos – Project

Lot B - 4-H Promotional Photos – Community Service

Lot C - 4-H Promotional Photos – Activities/ Events

Lot D - 4-H Promotional Photos – Leadership Development

Class 8: Cloverbud 4-H

Class 9: 4-H Youth in Action – See 4-H Youth in Action Department

Revised 3-2018

Superintendent	Jim Olson Contact: (253) 569-3123
Entry Open To	King County 4-H members enrolled in a plant and soil science project
Herdsmanship	Herdsmanship must be done by <u>all</u> exhibitors to qualify for State Fair. •Youth and Parents must each do one hour. • During Fair counts toward requirement.
Area Set Up Time(s)	Saturday, July 14, 2018, 9:00 am until done
Entries Due	Sunday, July 15, 2018; Noon – 6:00 pm, in the Activity Building
Educational Posters	See Educational Display Department
Exhibit Release	Sunday, July 22, 2018, 7:00 – 9:00 pm

- Members should enter exhibits corresponding to the projects in which they are enrolled.
- Diseased or insect-infested plant materials will not be accepted for exhibit.
- You will submit either a journal or a series of 3x5 cards describing when plants were started or purchased, detailed care since you have grown them light water and nutrition, and their respective common and scientific plant names.
- In Classes 7, 10 and 16, each kind of vegetable, container, flower arrangement, or weed collection equals one exhibit.

Plants & Soil

Premium Points, Classes 1 - 7: Blue 40 Red 30 White 22
Class 1: Exploring the World of Plants and Soils
Class 2: Plant Reproduction
Class 3: Soils
Class 4: Plant Growth Factors
Class 5: Plant Characteristics
Class 6: Growing and Using Plants

Gardens

Premium Points, Classes 7 - 15: Blue 55 Red 40 White 30

- Class 7: Vegetable Gardens**
Member may exhibit up to 10 different vegetables and small fruits.
- Class 8: Experimental Vegetable Garden**
Teaching display showing results
- Class 9: Production Garden**
Oral report or descriptive series of 3x5 cards that includes description of garden.
- Class 10: Container Garden**
 Lot A - Exhibit up to 10 plants grown in containers (may be vegetables, herbs, foliage, etc.). Each container must be tagged with name of plant(s). Plants in container must be under care of exhibitor for at least 90 days. See PNW 188 for more information about container plants.
 Lot B - Exhibit up to 3 terrariums or dish gardens. Mark name of plants on container.
 Lot C - Gift container or planter. Decorative display using plants.
- Class 11: Experimental Container Garden**
Display showing results. See PNW 189 for more information.
- Class 12: Production Container Garden**
Oral report or descriptive series of 3x5 cards that should include description of garden

Class 13: Flower Garden

Lot A - Exhibit up to 10 different flowers. Flowers must be grown by exhibitor. Name of flower needs to be on the entry form and display container (vase). Size of stem should be compatible with flower head. Please bring your own display container, preferably clear.

Lot B - Exhibit up to 5 different arrangements. Flowers need not be grown by exhibitor. Container must hold water. Mark all containers with your name. The "Lot" is open to 4-H members enrolled in Foods and Home Environment.

Class 14: Experimental Ornamental Garden
Display showing results of one experiment**Class 15: Weeds**
Exhibit up to 3 collections of 10 weeds each, properly pressed and identified or growing in containers. Collections may consist of noxious, edible, poisonous or lawn weeds.**Class 16: Entomology****Premium Points, Class 16: Blue 55****Red 40****White 30**

Open to members enrolled in Entomology, Garden, Home Grounds, Environmental Stewardship, Natural Resources, Dairy and Livestock projects. All insect exhibits must be labeled to give the order and common name of insects in the collection and the scientific name to as many as possible. All work, including labeling, should be that of the member. Exhibits previously exhibited at the Fair are ineligible unless collections are materially enlarged, changed or improved.

Lot A - Any item made in Unit 1

Lot B - Insect collection containing 25 insects, including at least 5 orders.

Lot C - Any item made in Unit II.

Lot D - Exhibit of life stages from egg to adult

Lot E - Insect collection containing 50 insects involving 10 orders; all mounted and identified including order and family.

Lot F - Exhibit of the special activities of one insect that is beneficial or destructive.

Lot G - Any item made in Unit III

Lot H - Insect collection, preserved in plastic

Lot I - Insect collection containing 75 insects involving 10 orders; all mounted and identified including order and family.

Lot J - Exhibit showing control or management of insects.



Lot K - Special collection of insects by economic importance, habitat, order, immature insects, foreign insects.

Class 17: Beekeeping**Premium Points, Class 17: Blue 30****Red 23****White 17**

Lot A - Any beekeeping equipment made in the project.

Lot B - Jar of honey from beekeeping project.

Lot C - Apiary exhibit showing honey, beeswax or home crafted hives, supers, etc..

Class 18: Educational Display- See Educational Display Department.**Class 19: 4-H Youth in Action** - See 4-H Youth in Action Department.**Class 20: Cloverbud 4-H**

Revised 3-2018

Superintendent	Nancy Solf – nancy.l.solf@gmail.com
Entry Open To	Enrolled King County 4-H members
Herdsmanship	No requirement in this department
Sign Up	Sign-up sheets will be available in the Activity Hall at the Fair.

It is preferable that member have previously given the presentation before their club or another audience.

Class 1: Public Presentation State Fair Qualifying Event

Premium Points, Class 1: Blue 30

Red 23

White 17

Score sheet <http://cru.cahe.wsu.edu/CEPublications/c0430e/c0430e.pdf>

Items provided: Microphone, table, two easels, projector, and screen.
ALL OTHER ITEMS needed for presentations must be provided by presenter.

Presenter must set up and take down presentation without assistance.

Class 2: Performing Arts

Revised 3-2018

Superintendent	Chelle Herbruger – chelleherbruger@gmail.com
Assistant Superintendent	Sherri Frothingham
Entry Open To	King County 4-H members enrolled in the Robotics Project
Herdsmanship	Herdsmanship must be done by <u>all</u> exhibitors to qualify for State Fair. <ul style="list-style-type: none"> •Youth and Parents must each do one hour •Clean Up Day, Fair Entry Day and during Fair count toward requirement.
Area Set Up Time(s)	Saturday, July 14, 2018, from 9:00 am until done
Still Life Entries Due	Tuesday, July 17, 2018, 6:00 – 8:00 pm or Wednesday, July 18, 2018, 9:00 am - noon in the Activity Building TBA
Activity Form Due	On Still Life Entry Day
Educational Posters	See Educational Display Department
Exhibit Release Time	TBA

Exhibitor is obligated to read and follow all rules and regulations in this premium book as well as King County Policy and Procedures. Any exhibitor or adult displaying unacceptable conduct (profane language, abusive treatment, poor sportsmanship) or failing to comply with the Dress Code may be dismissed and jeopardize awards and ability to participate at State Fair.

1. During this activity, youth display their ability to understand presented problems; brainstorm solutions; create & prioritize task lists; design, build, program & show a robot's ability to complete tasks; & share what they learned.
2. **On the Spot Robotics will be held on date/time to be announced in the Activity Hall**
3. Exhibits must be from the current 4-H year and not entered in previous fairs.
4. Team members are to be the same level with a minimum of two (2) members and not exceed four (4) members. Individual members without a team will be placed on one prior to the start of the event.
5. Teams may use the "Yellow Brick" (RCX), "Grey Brick" (NTX), or newest model. Teams **MUST** provide their own computer and robot kit. The 4H office has some available for checkout.
6. **Components:** Only LEGO MindStorm or Robolab software may be used. Bluetooth Activated devices, including robots, are not allowed in the event area. Use of prebuilt or preprogrammed parts, or any broken, modified, or non-Lego parts may result in disqualification. Quantity limitations of robotic parts are:
 - 1 robot brain per team
 - 3 motors/rotation sensors, 1 Light/color sensor, 1 Ultrasonic sensor, 2 Touch sensor
 - 1 computer
7. Participants are encouraged to ask questions during the competition. Questions may be answered in a written format by judges and posted in a designated area for teams to check for updates as they see fit.
8. **Judging:** Activities are judged by two (2) or more adults trained in Robotics Activities. A combination of a personal interview and the Danish system will be used. Participants are judged according to their ability to meet established standards of quality for each area and their contribution to the team as a whole.

Design: Shows problem solving, creativity, functionality and originality. Teams are able to explain the design process, problems encountered, solutions found, and demonstrate how they worked together.
Performance: Points are awarded for each completed mission. Up to three performance attempts are allowed. Consistency and improvement between attempts is encouraged. **Point Deductions:** Touching robot outside of designated area will result in loss of set amount of points.

Premium Points, Class 1:	Blue 75	Red 55	White 40
Classes 2, 3:	Blue 20	Red 15	White 11

Class 1: On the Spot Robotics Challenge (Team)

Lot A - Juniors

Lot B - Intermediates

Lot C - Seniors

Challenge details are revealed at start of competition. Teams have three hours to design, build, and program a robot to complete the given tasks. Teams discuss design & programming with judges before publically demonstrating their robot.

Class 2: Robot Display - Computer/Metal-Based Robot – Non-LEGO Version

Lot A - Juniors

Lot B - Intermediates

Lot C - Seniors

Any robot built using non-LEGO parts (i.e. VEX, FRC, FIRST (non-FLL) robots). Other programmed robotic displays.

Class 3: Robot Display - LEGO Version Only

Lot A - Juniors

Lot B - Intermediates

Lot C - Seniors

Any robot built and programmed using ONLY LEGO parts (WeDo or EV3 MindStorm). Must be operational for judging.

Revised 3-2018

Superintendent	Floy Ziegler – flzwez@yahoo.com
Assistant Superintendent	Emily Peel
Entry Open To	King County 4-H members enrolled in a clothing construction or needle arts project
Herdsmanship	Herdsmanship must be done by <u>all</u> exhibitors to qualify for State Fair. •Youth and Parents must each do one hour during fair.
Area Set Up Time	Saturday, July 14, 2018 – 9:00 am until done
Entries Due	Sunday, July 15, 2018, Noon - 6:00 pm in the Activity Building (If entering Fashion Revue, may bring entries on Monday, July 11.
Still Life Entry Form	Bring completed form with entry/entries Form available at end of Exhibitor Guide
Educational Posters	See Educational Display Department
Exhibit Release Time	Sunday, July 22, 2018, 7:00 – 9:00 pm
County Fairs may have classes not held at State 4-H Fair. Every item receiving a blue ribbon at County Fair may not be eligible for State Fair entry.	

- No limit on number of entries but no more than one entry per person from any one pattern.
- If more than one entry per class, each must exhibit different skills or types of fabric/fiber used.
- Still Life Entry Tag (available at end of Exhibitor Guide) must be completed and attached to entries.
- Garments entered at Pre-Fair Fashion Review must be entered for construction judging to be eligible for State Fair Fashion Revue. Write "Fashion Review" under your signature on entry form.
- A 3"x5" card must accompany each exhibit. If card is missing, ribbon placing will be lowered one level. Card should include:
 - Fabric/fiber name
 - Care instructions for item
 - New skills learned
 - History, difficulty or circumstances that may affect judging or inform the public.
- Garments and articles used for activity entries, with the exception of Sunday Fashion Parade (Department 40 Class 2), cannot be judged for construction. -----Garments for Lad & Lassie Lead may be used with prior approval of Superintendent.

These lot designations should be used in all Classes 1 - 7 and 15 - 19.

- Lot A - Beginning Skills
- Lot B - Average Skills
- Lot C - Challenging Skills

Premium Points, Classes 2, 4, 5:	Blue 55	Red 45	White 30
Premium Points, Classes 1, 3, 6, 7, 11, 13–14, 17–25:	Blue 40	Red 30	White 22
Premium Points, Classes 8–10, 12, 16:	Blue 30	Red 23	White 17

- Class 1:** Garment, Sewn, Single Separates
- Class 2:** Garment, Sewn, Separates (2 or more coordinating items)
- Class 3:** Garment, Sewn, Dress
- Class 4:** Garment, Sewn, Coats or Suits
- Class 5:** Garment, Sewn, Evening Wear
- Class 6:** Garment, Sewn, Nightwear or Robes
- Class 7:** Garment, Sewn, Other (Costumes, etc.)
- Class 8:** Accessories

Lot A - Clothing and Personal Items

Lot B - Non-clothing items

Class 9: Household and Home or Room Décor – Sewn

Lot A - Small

Lot B - Large

Class 10: Non-sewn Item, Embellished

Requires use of sewing skills

Class 11: Hand sewn item (stuffed animal, doll, toys, etc.)

Lot A - Beginning Skills

Lot B - Challenging Skills

Class 12: Small Quilts

Less than 2500 square inches

Quilt Questionnaire sheet (C0165E) must accompany quilt entry.

Lot A - Whole cloth, tied or quilted

Lot B - Hand or machine pieced, tied

Lot C - Hand or machine pieced, quilted

Class 13: Large Quilts

More than 2500 square inches

Quilt Questionnaire sheet (C0165E) must accompany quilt entry.

Lot designations are same as for Class 12.

Class 14: Knitted or Crocheted Accessories, Decorative Items

Including slippers, hats, scarves, potholders

Class 15: Knitted or Crocheted Clothing

Class 16: Knitted or Crocheted Afghans

Class 17: Machine Knitting Items

Class 18: Needle Arts Items

Crewel, embroidery, cross stitch, latch hook, etc.

Class 19: Weaving

For entries in classes 21 & 22:

Lot A - Requires 1 oz. skein

Lot B - Requires 2 oz. skein

Lot C - Requires 4 oz. skein

Class 20: Spinning Any Wool Product on a Spindle

Class 21: Spinning Wool Product on a Spinning Wheel

Class 22: Items Made From Product Spun By Exhibitor

Class 23: Spinning Equipment Made By Exhibitor

Class 24: Any Hand-felted Item

Class 25: Group Entry

Class 26: Cloverbud 4-H

Lot A - Any Cloverbud entry

4-H Youth in Action – See 4-H Youth in Action Department.

Revised 3-2018

Superintendent	Marian Smith – mksmith@hhnews.com
Assistant Superintendent	
Entry Open To	King County 4-H members enrolled in a Photography, Multimedia or Video
Herdsmanship	Herdsmanship must be done by <u>all</u> exhibitors to qualify for State Fair. •Youth and Parents must each do one hour. Clean Up Day, Fair Entry Day and during Fair count toward requirement.
Area Set Up Time(s)	Saturday, July 14, 2018, 9:00 am until done
Entries Due	Tuesday, July 17, 2018, 6:00 – 8:00 pm or Wednesday, July 18, 2018, 9:00 am - noon in the Activity Building
Still Life Entry Form	Bring completed form with entry/entries Form available at end of Exhibitor Guide
Educational Posters	For ALL Projects - See Educational Display Department
Exhibit Release Time	Sunday, July 22, 2018, 7:00 - 9:00 pm

Premium Points, Classes 1 - 3: Blue 20**Red 15****White 11**

Class 1: Live Action, 2 to 4 minutes in length.

Class 2: Animation, 2 to 4 minutes in Length.

Class 3: Stop Action, 1½ to 3 minutes in length.

All Classes:

Lot A - Junior

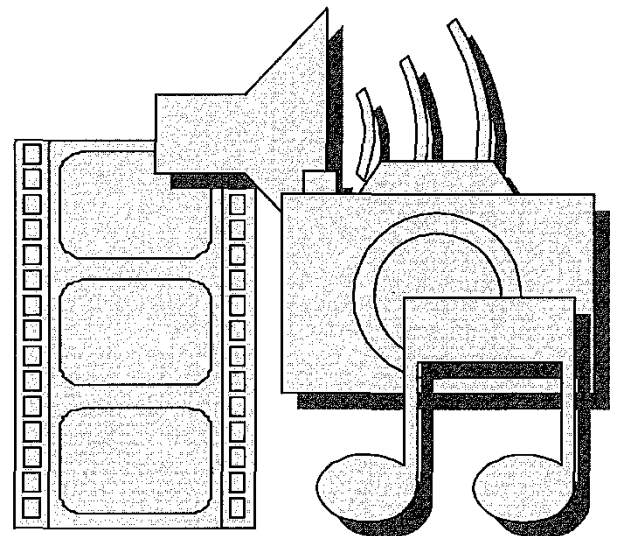
Lot B - Intermediate

Lot C - Seniors

Lot D - Groups

Entry Requirements:

- All entries are to be on a CD or DVD.
- All productions must have a Title page
- Credits must include the following:
 - Each Participant
 - Music By (if used give credit to artist)
 - Actors and/or Animators
 - Camera Person
 - Story By



Revised 3-2018

Superintendent	Each department superintendent is responsible for presentations in their area
Entry Open To	King County 4-H members enrolled in a project.
Entry Form	Use same entry form as for other entries in department the activity will be about

Use Department and Class number from each 4-H Department

Lot A - 1 hour presentation (may be done in two 30 minute segments)

- Contact Department Superintendent for available time and space for presentation.
- This is a non-judged activity. It is not as formal as a demonstration, but should be planned and practiced.
- Information/activity should be presented and questions answered.
- It is not necessary to pre-qualify for this activity.
- Participant is responsible for providing all supplies and equipment necessary to complete the activity.
 - Examples of activities that work well:
 - Spinning wool
 - Showing how to build something
 - Sharing how to make a craft item and let the public make an item to take home
 - Demonstrate how and why to recycle



STILL LIFE ENTRY TAG



Department _____
 Class: _____ Lot: _____
 Years in this project: _____
 Entry Description: _____

 Name: _____
 4-H Club: _____



STILL LIFE ENTRY TAG



Department _____
 Class: _____ Lot: _____
 Years in this project: _____
 Entry Description: _____

 Name: _____
 4-H Club: _____



STILL LIFE ENTRY TAG



Department _____
 Class: _____ Lot: _____
 Years in this project: _____
 Entry Description: _____

 Name: _____
 4-H Club: _____



STILL LIFE ENTRY TAG



Department _____
 Class: _____ Lot: _____
 Years in this project: _____
 Entry Description: _____

 Name: _____
 4-H Club: _____



STILL LIFE ENTRY TAG



Department _____
 Class: _____ Lot: _____
 Years in this project: _____
 Entry Description: _____

 Name: _____
 4-H Club: _____



STILL LIFE ENTRY TAG



Department _____
 Class: _____ Lot: _____
 Years in this project: _____
 Entry Description: _____

 Name: _____
 4-H Club: _____



STILL LIFE ENTRY TAG



Department _____
 Class: _____ Lot: _____
 Years in this project: _____
 Entry Description: _____

 Name: _____
 4-H Club: _____



STILL LIFE ENTRY TAG



Department _____
 Class: _____ Lot: _____
 Years in this project: _____
 Entry Description: _____

 Name: _____
 4-H Club: _____

King County Fair Robotics Score Card

Years in Project: _____

Club Name: _____

Years in 4-H: _____

Member Name: _____

Ribbon: _____

Judge: _____

-----**Build and Design**-----

Stability

Appearance

Functionality

-----**Programming**-----

Consistency of Results

Use of Sensors

Program Source

Copy / Original

Troubles / Solutions

-----**Uniqueness**-----

Build from a Kit

I improved the design by:

Build from Scratch

My inspiration was:

-----**Troubleshooting**-----

Difficulties encountered:

Solutions tried and their results:

-----**Overall**-----

What I like best about my robot:

What I like least or would want to change:

Next year I would like to:

King County Fair Lego Model Score Card

Years in Project: _____
Years in 4-H: _____
Ribbon: _____

Club Name: _____
Member Name: _____
Judge: _____

Structurally Stable

Yes No

Comments:

Design from kit:

Followed build Plans or Modified Build Plans

Comments:

Original Design:

Creative use of pieces or Typical Use of Pieces

Comments:

Design plans attached

Yes No

Comments:

Engineering Aspects:

Comments:

Appearance:

Color-coded appropriately

Yes No

Comments:

Symmetry and balance

Yes No

Comments:

Organization

Appealing and Engaging or Cluttered and Disorganized

Comments:

Level of Difficulty:

Good Challenge or Appropriate or Too Simple

Comments:

Description Entry Card:

Comments:



Name:	Last	First	Class	Lot	Place Ribbon	Points
-------	------	-------	-------	-----	-----------------	--------

POSTER TITLE: _____

Exhibitor's Birthdate: _____

Phone Number: (_____) _____ E-Mail Address: _____

Club Name: _____

REVISED 03/05/2018



Name:	Last	First	Class	Lot	Place Ribbon	Points
-------	------	-------	-------	-----	-----------------	--------

POSTER TITLE: _____

Exhibitor's Birthdate: _____

Phone Number: (_____) _____ E-Mail Address: _____

Club Name: _____

REVISED 03/05/2018



Name:	Last	First	Class	Lot	Place Ribbon	Points
-------	------	-------	-------	-----	-----------------	--------

POSTER TITLE: _____

Exhibitor's Birthdate: _____

Phone Number: (_____) _____ E-Mail Address: _____

Club Name: _____

REVISED 03/05/2018